

**DEVELOPING TEACHING MEDIA USING COMBINATION  
OF MS. POWERPOINT AND FASTSTONE CAPTURE  
APPLICATIONS FOR 11<sup>th</sup> GRADE ONLINE ENGLISH  
INSTRUCTION AT SMAN 1 PETANG**

**SKRIPSI**

**Diajukan kepada**

**Universitas Pendidikan Ganesha**

**Untuk Mmemnuhi Salah Satu Persyaratan dalam Menyelesaikan**

**Program Sarjana Pendidikan Bahasa Inggris**



**Oleh**

**Ni Putu Ari Prasmita Sari**

**1712021238**

**PROGRAM STUDI PENDIDIKAN BAHASA INGGRIS**

**JURUSAN BAHASA ASING**

**FAKULTAS BAHASA DAN SENI**

**UNIVERSITAS PENDIDIKAN GANESHA**

**SINGARAJA**

**2021**

**SKRIPSI**  
**DIAJUKAN UNTUK MELENGKAPI TUGAS DAN**  
**MEMENUHI SYARAT-SYARAT UNTUK MENCAPAI**  
**GELAR SARJANA PENDIDIKAN**



Skripsi oleh Ni Putu Ari Prasmita Sari ini telah dipertahankan di depan dewan penguji pada tanggal 30 Juni 2021

Dewan Penguji,



Dr. Dewa Putu Ramendra, S.Pd., M.Pd.  
NIP. 197609022000031001

(Ketua)

Penguji I,



Dr. I G A Lokita Purnamika Utami, S.Pd., M.Pd.  
NIP. 198304022006042001

(Anggota)

Penguji II,



Prof. Dr. I Nyoman Adi Jaya Putra, M.A.  
NIP. 196203191987031001


(Anggota)

Penguji III,



Kadek Sintya Dewi, S.Pd., M.Pd.  
NIP. 198803232015042004

(Anggota)



Diterima oleh Panitia Ujian Fakultas Bahasa dan Seni

Universitas Pendidikan Ganesha

guna memenuhi syarat-syarat untuk mencapai gelar sarjana pendidikan

Pada

Hari : Kamis

Tanggal : 22 Juli 2021

Mengetahui,

Ketua Ujian,

Sekretaris Ujian,



Dr. Dewa Putu Ramendra, S.Pd., M.Pd.  
NIP. 197609022000031001



Luh Diah Surya Adnyani, S.Pd., M.Pd.  
NIP. 198309232008122001

Mengesahkan,  
Dekan Fakultas Bahasa dan Seni



Prof. Dr. I Made Sutarna, M.Pd.  
NIP. 196004241986031002

## PERNYATAAN

Dengan ini saya menyatakan bahwa karya tulis ini yang berjudul “DEVELOPING TEACHING MEDIA USING COMBINATION OF MS. POWERPOINT AND FASTSTONE CAPTURE APPLICATIONS FOR 11th GRADE ONLINE ENGLISH INSTRUCTION AT SMAN 1 PETANG” beserta seluruh isinya adalah benar karya sendiri dan saya tidak melakukan penjiplakan dan pengutipan dengan cara-cara yang tidak sesuai dengan etika yang berlaku dalam masyarakat keilmuan. Atas pernyataan ini, saya siap menanggung resiko/sanksi yang dijatukan kepada saya atau ada klaim terhadap keaslian karya saya ini.



Singaraja, 28 Mei 2021

Ni Putu Ari Prasmita Sari  
NIM. 1712021238



**MOTTO**

**DO SOMETHING GOOD FOR YOURSELF AND  
YOUR PRECIOUS FUTURE**



## **DEDICATIONS**

This thesis is highly dedicated to:

Ida Sang Hyang Widhi Wasa

### **My parents and siblings**


I Made Alit Arsadana, Ni Luh Putu Sinarti Dewi, Ni Made Risna Ghiamaya Putri,  
Ni Nyoman Gysca Ayu Sagitri, I Ketut Arya Adyatama Sukadana

### **My lecturers**

I Nyoman Adi Jaya Putra, Kadek Sintya Dewi, I G A Lokita Purnamika Utami,  
Dewa Putu Ramendra, Luh Diah Surya Adnyani and all ELE's lecturers.

### **My mates**

Tita Pradika Yantine, ARMY, GEOST



## ACKNOWLEDGEMENT

First of all, the author wants to express her sincere gratitude to the Almighty God, Ida Sang Hyang Widhi Wasa, for all of the blessings in finishing this thesis entitled “Developing Teaching Media Using Combination of Ms. PowerPoint and Faststone Capture Applications for 11<sup>th</sup> Grade Online English Instruction at SMAN 1 Petang”

The author would like to extend her gratitude and appreciation toward the people around her, who helped to bring this study into reality. Therefore, the writer would like to say thanks and give the highest recognition to:

1. My family, who always supports me and gives me endless prayers.
2. Prof. Dr. I Nyoman Adi Jaya Putra, M.A., as the first supervisor and Kadek Sintya Dewi, S.Pd., M.Pd., as the second supervisor who have given valuable time, support, suggestions, advices, and supervision along the completion of this thesis.
3. All of ELE’s lecturers, who have given meaningful suggestions in completing this thesis and lots of love, care, and support for 4 years.
4. The English teachers who teach in SMAN 1 Petang are involved in this thesis by giving their valuable time while collecting the data.
5. The author’s mates, organization mates, and seniors in ELE.

The author believes that this study is still far away from perfection. Therefore, constructive criticism and suggestions are highly appreciated and expected for this study.

Singaraja, May 28<sup>th</sup>, 2021

The Author



## TABLE OF CONTENTS

TITLE PAGE .....	ii
AGREEMENT SHEET .....	iii
EXAMINERS CONFIRMATION SHEETS .....	iv
STATEMENT .....	vi
MOTTO .....	vii
DEDICATION .....	viii
ACKNOWLEDGMENT .....	ix
ABSTRACT .....	x
TABLE OF CONTENTS .....	xii
LIST OF TABLES .....	xiv
LIST OF FIGURES .....	xv
LIST OF APPENDICES .....	xvi
CHAPTER I INTRODUCTION	
1.1. Research Background .....	1
1.2. Problem Identification .....	5
1.3. Research Questions .....	6
1.4. Research Objectives .....	6
1.5. Research Significances .....	7
1.6. Scope of Study .....	8
1.7. Definition of Key Term .....	8
CHAPTER II REVIEW OF RELATED LITERATURE	
2.1 Empirical Review .....	14
2.2 Underlying Theory .....	18
2.2.1 Online Learning .....	18
2.2.2 English Online Instruction .....	20
2.2.3 Teaching Media for Online Learning .....	21
2.2.4 Video .....	22
2.2.5 PowerPoint .....	22
2.2.6 FastStone Capture .....	24

CHAPTER III RESEARCH METHOD

3.1 Research Design .....	28
3.2 Research Setting .....	31
3.3 Research Subject and Object .....	32
3.4 Methods of Data Collection .....	32
3.5 Research Instrument .....	36
3.6 Methods of Data Analysis .....	43

CHAPTER IV FINDING AND DISCUSSION


4.1 Findings .....	45
4.2 Discussion .....	157
4.3 Implication .....	161

CHAPTER V Closure

5.1 Summary .....	163
5.2 Conclusion .....	164
5.3 Suggestion .....	165

REFERENCES

APPENDICES



## LIST OF TABLES

Table 3.1 Technique of Data Collection and Instrument .....	30
Table 3.2 The 11th Grade Syllabus .....	35
Table 3.3 Expert Judgement Rubric for IT Aspect .....	40
Table 3.4 Expert Judgement Rubric for Content Aspect .....	41
Table 3.5 The Categorization in Scoring the Quality of Learning Video .....	43
Table 3.6 Research Schedule .....	44
Table 4.1 The Results of 11th Grade Syllabus Analysis .....	55
Table 4.2 The Storyline of Teaching Media of Asking and Offering Suggestion .....	62
Table 4.3 The Storyline of Teaching Media of Asking and Giving Opinion .....	76
Table 4.4 The Storyline of Teaching Media of Analytical Exposition .....	87
Table 4.5 The Formula Used to Categorize the Quality of the Teaching Media .....	115
Table 4.6 The Scores of Each Categories for Content Quality .....	117
Table 4.7 The Scores of Each Categories for IT Quality .....	120
Table 4.8 The Final Prototype of Teaching Media for Asking and Giving Suggestion .....	122
Table 4.9 The Final Prototype of Teaching Media for Asking and Offering Opinion .....	125
Table 4.10 The Final Prototype of Teaching Media for Analytical Exposition .....	129

## LIST OF FIGURES

Figure 2.1 The Appearance of FastStone Capture Application .....	22
Figure 2.2 The Features of FastStone Capture .....	23
Figure 3.1 Design and Development Model .....	27
Figure 4.1 The Pictures of Teaching Media Design for Topic “Asking and Giving`` Suggestion” .....	101
Figure 4.2 The Pictures of Teaching Media Design for Topic “Asking and Offering Opinion” .....	102
Figure 4.3 The Pictures of Teaching Media Design for Topic “Analytical Exposition Text” .....	103
Figure 4.4 Open the PowerPoint .....	105
Figure 4.5 Minimize the PowerPoint .....	105
Figure 4.6 Open the FastStone Application .....	106
Figure 4.7 The Appearance of FastStone Toolbar .....	107
Figure 4.8 Click Screen Recorded .....	108
Figure 4.9 Choose Full Screen in the Record Screen and Microphone + Speakers in Record Audio .....	109
Figure 4.10 Waiting the Application to Prepare the Recording .....	110
Figure 4.11 Click Start to Start Recording .....	110
Figure 4.12 The Process of Recording until Finish .....	111
Figure 4.13 Decide Where to Save the Record .....	112
Figure 4.14 The Result of the Record .....	112

## LIST OF APPENDICES

Appendix 1 Surat Ijin Penelitian

Appendix 2 List Questions of Preliminary Observation

Appendix 3 Validation of Expert Judgement Form

Appendix 4 Checklist Analysis Form

Appendix 5 The Results of Expert Judgement (Before Revision)

Appendix 6 The Results of Expert Judgement (After Revision)

Appendix 7 The Results of Expert Judgement from IT Expert

Appendix 8 The Results of Questionnaire

