

SKRIPSI

**DIAJUKAN UNTUK MELENGKAPI TUGAS
DAN MEMENUHI SYARAT-SYARAT UNTUK
MENCAPAI GELAR SARJANA PENDIDIKAN**



Lembar Persetujuan Dosen Penguji Skripsi

Skripsi oleh Ni Komang Prasetyani Laksmi ini telah dipertahankan di depan dewan penguji pada tanggal 30 Juni 2021

Dewan Penguji,



Dr. Dewa Putu Ramendra, S.Pd., M.Pd.
NIP. 197609022000031001

(Ketua)



Luh Gede Eka Wahyuni, S.Pd., M.Pd.
NIP. 198812012015042003

(Anggota)



Luh Diah Surya Adnyani, S.Pd., M.Pd.
NIP. 198309232008122001

(Anggota)



G. A. P Suprianti, S.Pd., M. Pd.
NIP. 199002242014042001

(Anggota)





Lembar Persetujuan dan Pengesahan Panitia Ujian Skripsi

Diterima oleh Panitia Ujian Fakultas Bahasa dan Seni
Universitas Pendidikan Ganesha
guna memenuhi syarat-syarat untuk mencapai gelar sarjana Pendidikan


Pada:

Hari : Kamis
Tanggal : 22 Juli 2021

Mengetahui,

Ketua Ujian,  <u>Dr. Dewa Putu Ramendra, S.Pd., M.Pd.</u> NIP. 197609022000031001	Sekretaris Ujian,  <u>Luh Diah Surya Adnyani, S.Pd., M.Pd.</u> NIP. 198309232008122001
---	--

Mengesahkan,
Dekan Fakultas Bahasa dan Seni


Prof. Dr. I Made Sutarna, M.Pd.
NIP. 196004241986031002

PERNYATAAN

Dengan ini saya menyatakan bahwa karya tulis yang berjudul “Developing ICT-Based Learning Media Using PowToon For First Grade Students To Support Autonomous Learning ” beserta seluruh isinya adalah benar-benar karya saya sendiri dan tidak melakukan penjiplakan serta pengutipan dengan cara yang tidak sesuai dengan etika yang berlaku dalam masyarakat keilmuan. Atas pernyataan ini, saya siap menanggung resiko/sanksi yang dijatuhkan kepada saya apabila kemudian ditemukan adanya pelanggaran atas etika keilmuan dalam karya saya ini atau ada klaim terhadap keaslian karya ini.



ACKNOWLEDGEMENTS

The writer would like to express the greatest gratitude to the Almighty God, for the blessing so that this research paper untitled "Developing ICT-Based Learning Media Using PowToon For First Grade Students To Support Autonomous Learning" could be accomplished on time.

The writer also would like to thank number of people who were offered invaluable assistance, support, time, patience, guidance and suggestion during the accomplishment of this research paper.

1. Luh Diah Surya Adnyani, S.Pd., M.Pd. as the first supervisor, who kindly given valuable guidance, inspiring ideas, advices, as well as motivations that help the writer a lot in finishing this research paper.
2. G. A. P Suprianti, S.Pd., M.Pd. as the second supervisor for the beneficial feedback, valuable guidance, helpful advices, and countless time in helping the writer a lot in finishing this research paper.
3. All of English Education Department Lecturers who had supported and given uncountable guidance and invaluable knowledge to the writer during the past four years in English Education Department.
4. Putu Yogi Arshita Dewi, S.Pd. as the English teacher of SD Lab UNDIKSHA who had given permission in the process of collecting data.
5. The writer's beloved parents (I Made Darmadi and Ni Ketut Diah Indriasari) and siblings (Ni Kadek Apriliana Mandasari, S.S., (Alm.) Ni Ketut Trisna Utami, I Putu Adhistanaya, and Ni Made Bintang Putri Aryani) who always supported, motivated, and gave the valuable moral strength.

Finally, the writer hopes that this research paper can be useful and beneficial for the development of English language teaching-learning process. The writer really appreciated any constructive criticism, suggestion, and feedbacks which are needed for the improvement of this research paper

Singaraja,

Ni Komang Prasetyani Laksmi

TABLE OF CONTENTS

ACKNOWLEDGEMENTS	I
ABSTRACT	II
TABLE OF CONTENTS	IV
TABLE OF TABLES	VI
TABLE OF FIGURES	VII
TABLE OF CHARTS	VIII
CHAPTER I	1
INTRODUCTION	1
1.1 Research Background	1
1.2 Problem Identification	5
1.3 The Limitation of the Problem	6
1.4 Research Question	7
1.5 Research Objective	7
1.6 Research Significances	8
1.7 Research Scope	9
1.8 Expected Product Specification	9
CHAPTER II	10
REVIEW OF RELATED LITERATURE	10
2.1 Theoretical Review	10
2.2 Empirical Review	20
CHAPTER III	29
RESEARCH METHOD	29
3.1 Design and Development Model	29

3.2 Design and Development Procedure	31
3.3 Subject and Object of the Study	32
3.4 Research Setting	33
3.5 Method of Data Collection	33
3.6 Research Instruments	36
CHAPTER IV FINDINGS AND DISCUSSIONS	39
4.1 Findings	39
4.2 Discussion	93
4.3 Implication.....	98
CHAPTER V.....	99
5.1 Summary	99
5.2 Conclusions	99
5.3 Suggestions.....	100
REFERENCES.....	102
APPENDICES	105




TABLE OF TABLES

Table 4. 1 Syllabus Checklist from the Teacher	48
Table 4. 2 The complete blueprint of the supporting material	49
Table 4. 3 Expert judgment from the 1st material expert	52
Table 4. 4 Expert judgement from the 2nd material expert	54
Table 4. 5 Formula Used in Rating the Material.....	55
Table 4. 6 The calculation in Rating the Material.....	58
Table 4. 7 The Revision of grammars, dictions, and punctuations	59
Table 4. 8 Expert judgment from the 1st material expert	60
Table 4. 9 Expert judgment from the 2nd material expert	62
Table 4. 10 Formula Used in Rating the Material.....	63
Table 4. 11 The calculation in Rating the Material.....	64
Table 4. 12The Rubric Table of PowToon animation based-video	70
Table 4. 13 Formula Used in Rating the Media	72
Table 4. 14 The Rubric Table of PowToon animation based-video	78
Table 4. 15 The calculation in Rating the Material.....	80
Table 4. 16 The representative of Final Prototype Product of PowToon.....	81

TABLE OF FIGURES

Figure 3. 1 ADDE Model.....	31
Figure 4. 1 The Illustration of Media Designed.....	49
Figure 4. 2 Searching for PowToon' Web	65
Figure 4. 3 Home-page of PowToon.....	66
Figure 4. 4 Creating of PowToon Animated-based Video.....	66
Figure 4. 5 PowToon Animated-based Video's Types	67
Figure 4. 6 Choose the Look of PowToon Animated-based Video	67
Figure 4. 7 Create a New Video.....	68
Figure 4. 8 Preview a New Video	69
Figure 4. 9 Publish the Video.....	69
Figure 4. 10 The Revision Title of Video	76
Figure 4. 11 Revision Progressive Pronoun.....	77
Figure 4. 12 The Opening of Implementation.....	84
Figure 4. 13 Observing by Watching the Video	85
Figure 4. 14 Associating and Communicating.....	85