

**DEVELOPING POWTOON AS ENGLISH TEACHING
AND LEARNING MEDIA TO SUPPORT THE
FOURTH GRADE STUDENTS IN AUTONOMOUS
LEARNING IN SINGARAJA**



Oleh
Effinaftalia Thisa Gracia Tarigan
NIM 1712021141

PENDIDIKAN BAHASA INGGRIS
JURUSAN BAHASA ASING
FAKULTAS BAHASA DAN SENI
UNIVERSITAS PENDIDIKAN GANESHA
SINGARAJA

2021



**DEVELOPING POWTOON AS ENGLISH TEACHING
AND LEARNING MEDIA TO SUPPORT THE
FOURTH GRADE STUDENTS IN AUTONOMOUS
LEARNING IN SINGARAJA**

SKRIPSI

Diajukan kepada

Universitas Pendidikan Ganesha

Untuk Memenuhi Salah Satu Persyaratan dalam Menyelesaikan

Program Sarjana Pendidikan Bahasa Inggris

Oleh

Effinaftalia Thisa Gracia Tarigan

NIM 1712021141

PROGRAM STUDI PENDIDIKAN BAHASA INGGRIS

JURUSAN BAHASA ASING

FAKULTAS BAHASA DAN SENI

UNIVERSITAS PENDIDIKAN GANESHA

2021

SKRIPSI

DIAJUKAN UNTUK MELENGKAPI TUGAS
DAN MEMENUHI SYARAT-SYARAT UNTUK
MENCAPAI GELAR SARJANA PENDIDIKAN



G. A. P. Suprianti, S.Pd., M. Pd
NIP. 199002242014042001

Luh Diah Surya Adnyani, S.Pd., M.Pd.
NIP. 198309232008122001


Lembar Persetujuan Dosen Penguji Skripsi
Skripsi oleh Effinafalia Thisa Gracia Tarigan ini
telah dipertahankan di depan dewan penguji
pada tanggal

Dewan Penguji.




Dr. Dewa Putu Ramendra, S.Pd., M.Pd.
NIP. 197609022000031001

(Ketua)




Gede Mahendrayana, S.Pd., M.Pd.
NIP. 199007252015041002

(Anggota)



G. A. P Suprianti, S.Pd., M. Pd.
NIP. 199002242014042001

(Anggota)



Luh Diah Surya Adnyani, S.Pd., M.Pd.
NIP. 198309232008122001

(Anggota)



Diterima oleh Panitia Ujian Fakultas Bahasa dan Seni

Universitas Pendidikan Ganesha

guna memenuhi syarat-syarat untuk mencapai gelar sarjana pendidikan

Pada:

Hari : Kamis

Tanggal : 22 Juli 2021

Mengetahui

Ketua Ujian



Dr. Dewa Putu Ramendra, S.Pd., M.Pd

NIP. 197609022000031001

Sekretaris Ujian



Luh Diah Surya Adnyani, S.Pd., M.Pd.

NIP. 198309232008122001

Mengesahkan

Dean, Fakultas Bahasa dan Seni



Prof. Dr. I Made Sutarna, M.Pd.

NIP. 196004241986031002

PERNYATAAN

Dengan ini saya menyatakan bahwa karya tulis yang berjudul “Developing PowToon as English Teaching and Learning Media to Support the Fourth Grade Students in Autonomous Learning in Singaraja” beserta seluruh isinya adalah benar-benar karya saya sendiri dan tidak melakukan penjiplakan serta pengutipan dengan cara yang tidak sesuai dengan etika yang berlaku dalam masyarakat keilmuan. Atas pernyataan ini, saya siap menanggung resiko/sanksi yang dijatuhkan kepada saya apabila kemudian ditemukan adanya pelanggaran atas etika keilmuan dalam karya saya ini atau ada klaim terhadap keaslian karya ini.

Singaraja, 22 Juli 2021

Yang membuat pernyataan,

Effinaftalia Thisa Gracia Tarigan

NIM. 1712021141



ACKNOWLEDGEMENTS

The writer would like to express the greatest gratitude to the God, Jesus Christ, and The Holy Spirit, for the blessing so that this research paper untitled **“Developing PowToon as English Teaching and Learning Media to Support the Fourth Grade Students in Autonomous Learning in Singaraja”** could be accomplished on time.

The writer also would like to thank you to number who were offered invaluable assistance, support, time, patience, guidance and suggestion during the accomplishment of this research paper.

1. G. A. P Suprianti, S.Pd., M.Pd as the first supervisor, who kindly given valuable guidance, inspiring ideas, advices, as well as motivations that help the writer a lot in finishing this research paper.
2. Luh Diah Surya Adnyani, S.Pd., M.Pd. as the second supervisor for the beneficial feedback, valuable guidance, helpful advices, and countless time in helping the writer a lot in finishing this research paper.
3. All of English Education Department Lecturers who had supported and given uncountable guidance and invaluable knowledge to the writer during the past three and half years in English Education Department.
4. Putu Yogi Arshita Dewi as the English teacher of SD Lab UNDIKSHA who had given permission in the process of collecting data.
5. The writer's beloved parents (Effendi Tarigan and Krisna Juniwati Sembiring) and siblings (Effki Gillian Gilbert Tarigan and Eperaim Elieser Crispanasta Tarigan) who always supported, motivated, and gave the valuable moral strength.
6. The writer's beloved soulmates (Ni Nyoman Erinaryani, Ni Komang Prasetyani Laksmi, and Muhammad Firman) who always supports the writer until this time, takes care of writer's life during lived in Singaraja and always listens and understands the writer hard time.
7. Last but not least, I want to thank me. I want to thank me for believing in me, I want to thank me for doing all this hard work, I want to thank me for having no days off, I want to thank me for never quit.

Singaraja,

Effinaftalia Thisa Gracia Tarigan



TABLE OF CONTENTS

ACKNOWLEDGEMENTS	viii
ABSTRACT.....	x
TABLE OF CONTENTS.....	xii
LIST OF FIGURES	xv
LIST OF TABLES	xvi
LIST OF CHARTS	xvii
LIST OF APPENDICES	xix
CHAPTER I INTRODUCTION.....	1
1.1 Background of Study.....	1
1.2 Problem Identification.....	4
1.3 Limitation of the Problem	5
1.4 Research Question.....	5
1.5 Research Objective.....	6
1.6 The Specification of the Product	6
1.7 Research Significance	7
1.8 Assumption and Limitation of the Development	9
1.9 Definition of Key Terms	9
1.9.1 Conceptual Definition.....	9
1.9.1.1 ICT-based Teaching and Learning Media	9
1.9.1.2 PowToon.....	10
1.9.1.3 Autonomous Learning	10
1.9.1.4 Teaching English for Young Learners.....	11
1.9.2 Operational Definition	11
1.9.2.1 ICT-based Teaching and Learning Media	11
1.9.2.2 PowToon.....	11
1.9.2.3 Autonomous Learning	11
1.9.2.4 Teaching English for Young Learners.....	12
CHAPTER II REVIEW OF RELATED LITERATURE	13
2.1 Theoretical Review.....	13
2.1.1 ICT-based Teaching and Learning Media	13
2.1.2 PowToon	14
2.1.3 Autonomous Learning	15
2.1.4 Teaching English for Young Learner.....	17
2.2 Empirical Review	19
CHAPTER III RESEARCH METHOD	29
3.1 Research Design.....	29
3.1.1 Analyze	30
3.1.2 Design	30
3.1.3 Development	30


3.1.4	Evaluation	31
3.2	Design and Development Procedure	32
3.2.1	Analyze	32
3.2.2	Designing	33
3.2.3	Development	33
3.2.4	Evaluation	33
3.3	Subject and Object of the Study	34
3.4	Method of Data Collection	34
3.4.1	Interview	34
3.4.2	Observation	35
3.4.3	Questionnaire	35
3.4.4	Document Study.....	36
3.5	Instruments of Data Collection.....	38
3.5.1	Interview Guide	38
3.5.2	Questionnaire sheet.....	38
3.5.3	Syllabus Analysis.....	39
3.5.4	Expert Judgement Rubric Context and ICT.....	40
3.6	Method of Data Analysis.....	42
CHAPTER IV FINDINGS AND DISCUSSIONS		44
4.1	Findings	44
4.1.1	The Design and Development of the Media	44
4.1.1	Analyze.....	44
4.1.1.1	Results of Students' Questionnaire.....	45
4.1.1.2	Results of Teacher's Interview	53
4.1.1.3	Results of Syllabus Analysis	56
4.1.2	Design.....	56
4.1.2.1	Drafting.....	57
4.1.2.2	Expert Judgement Rubric of the Material (Before Revision)..	58
4.1.2.3	Revision.....	65
4.1.2.4	Expert Judgement Rubric of the Material (After Revision)	66
4.1.3	Development	70
4.1.3.1	Tutorials in Making the PowToon Animation-based Video....	71
4.1.3.2	Expert Judgement by Media Expert (Before Revision).....	77
4.1.3.3	Revision of the Media.....	82
4.1.3.4	Expert Judgement by Media Expert (After Revision)	82
4.1.3.5	Final Prototype Product	85
4.1.4	Evaluation.....	87
4.1.4.1	The Implementation.....	88
4.1.4.2	The Result of Teacher's Interview	91
4.1.4.3	The Students' Response.....	93
4.2	Discussion	100
4.3	Implication.....	104
CHAPTER V CONCLUSION AND SUGGESTIONS.....		105
5.1	Summary	105

5.2	Conclusion.....	106
5.3	Suggestions.....	107
REFERENCES		110
APPENDICES		113



LIST OF FIGURES

Figure 3. 1 ADDE Model.....	32
Figure 4. 1 The Illustration of Media Designed.....	58
Figure 4. 2 Searching for PowToon' Web	72
Figure 4. 3 Home-page of PowToon.....	72
Figure 4. 4 Creating of PowToon Animated-based Video.....	73
Figure 4. 5 PowToon Animated-based Video's Types	74
Figure 4. 6 Choose the Look of PowToon Animated-based Video	74
Figure 4. 7 Create a New Video.....	75
Figure 4. 8 Preview the Video	76
Figure 4. 9 Publish the Video	76
Figure 4. 10 The Revision of Duration and Dubbing	82
Figure 4. 11 The Opening of Implementation	89
Figure 4. 12 Observing by Watching the Video	90
Figure 4. 13 Associating and Communicating.....	91



LIST OF TABLES

Table 3. 1 Method of Data Collections and Instruments	37
Table 3. 2 Questionnaire Theoretical Basis	39
Table 3. 3 Syllabus of Fourth Grade in First Semester	39
Table 3. 4 Theory of Autonomous Learners' Characteristics	40
Table 3. 5 Theory for Physical Appearance	40
Table 3. 6 Theoretical Basis of Expert Judgement Media	41
Table 3. 7 Table of Categories in Rating the PowToon Animation-based Video	43
Table 4. 1 Syllabus Checklist from the Teacher	56
Table 4. 2 The Complete Blueprint of the Supporting Material	57
Table 4. 3 Expert Judgement from the 1st Material Expert	58
Table 4. 4 Expert Judgement from the 2nd Material Expert	60
Table 4. 5 Formula Used in Rating the Material	62
Table 4. 6 The Calculation in Rating the Material	64
Table 4. 7 The Revision of Grammars, Dictions, and Punctuations	65
Table 4. 8 Expert Judgement from the 1st Material Expert	67
Table 4. 9 Expert Judgement from the 2nd Material Expert	68
Table 4. 10 Formula Used in Rating the Material	69
Table 4. 11 The Calculation in Rating the Material	70
Table 4. 12 The Rubric Table of PowToon Animation Based-Video	77
Table 4. 13 Formula Used in Rating the Media	79
Table 4. 14 The Rubric Table of PowToon Animation Based-Video	83
Table 4. 15 The Calculation in Rating the Material	85
Table 4. 16 The Representative of Final Prototype Product of PowToon	86

LIST OF CHARTS

Chart 4. 1 The Question about the Students Liked Learning or Not	45
Chart 4. 2 The Question about The Reason of the Students Liked Learning English	46
Chart 4. 3 The Question about The Reason of the Students Did Not Like Learning English	46
Chart 4. 4 The Question about Place to Learn English.....	47
Chart 4. 5 The Question about the Teacher use Virtual Meeting such as Zoom Meeting or Google Meet in Teaching English.....	48
Chart 4. 6 The Question about the Media Motivate them in Learning English....	48
Chart 4. 7 The Question about How Often the Teacher use Media in the Class ..	49
Chart 4. 8 The Question about Which Activity can Motivate Students in Learning during School from Home.....	50
Chart 4. 9 The Question about How often Students Using Gadget	50
Chart 4. 10 The Question about the Use of Their Gadget	51
Chart 4. 11 The Question about Their Thought in Using Laptop or Smartphone to Learn English	52
Chart 4. 12 The Question about Activity that can be Accessed using Laptop or Smartphone	52
Chart 4. 13 The Question about Their Feeling Learning using PowToon Video .	93
Chart 4. 14 The Question about Students' Enthusiasm Learning using PowToon Video.....	94
Chart 4. 15 The Question about Students' Interest of the PowToon Video	94
Chart 4. 16 The Question about Students' Opinion to Learn English Again	95
Chart 4. 17 The Question about Students' Interest to Discuss with Other Students	96
Chart 4. 18 The Question about PowToon Video Helped Students Learned English Easier	96
Chart 4. 19 The Question about PowToon Video Helped Students to Concentrate in Learning English.....	97
Chart 4. 20 The Question about PowToon animated-based Video as Media for Autonomous Learning	98

Chart 4. 21 The Question about Students' Ability in Answering the Questions in
PowToon Animated-based Video 99

Chart 4. 22 The Question about Students' Willingness to Try Learning English by
Themselves with PowToon Animated-based Video 100



LIST OF APPENDICES

Appendix 1 Observation Permit Application.....	113
Appendix 2 Research Permit Application.....	114
Appendix 3 Interview Guide.....	115
Appendix 4 The Result of Teacher’s Interview in Need Analysis	116
Appendix 5 The Result of Teacher’s Interview in Evaluation.....	121
Appendix 6 Questionnaire sheet	124
Appendix 7 Sample of The Result of Students’ Questionnaire in Need Analysis	127
Appendix 8 Sample of The Result of Students’ Questionnaire of Media Evaluation	131
Appendix 9 Expert Judgement Rubric for material	134
Appendix 10 Sample of The Result of Expert Judgement Rubric of 1st Material Expert (Before Revision).....	136
Appendix 11 Sample of The Result of Expert Judgement Rubric of 1st Material Expert (After Revision).....	137
Appendix 12 Sample of The Result of Expert Judgement Rubric of 2nd Material Expert (Before Revision)	139
Appendix 13 Sample of The Result of Expert Judgement Rubric of 2nd Material Expert (After Revision).....	140
Appendix 14 Expert Judgement Media.....	142
Appendix 15 Sample of The Result of Expert Judgement Rubric of Media Expert	144