


**DEVELOPING INFOGRAPHICS AS ENGLISH TEACHING MEDIA FOR 7TH
GRADE STUDENTS OF JUNIOR HIGH SCHOOL**

By

KADEK NESYA FEBI PRAMESTI

1712021215



ENGLISH LANGUAGE EDUCATION

FOREIGN LANGUAGE

LANGUAGES AND ARTS FACULTY

GANESHA UNIVERSITY OF EDUCATION

SINGARAJA

2021

**DEVELOPING INFOGRAPHIC AS ENGLISH TEACHING MEDIA FOR 7TH
GRADE STUDENTS OF JUNIOR HIGH SCHOOL**

SKRIPSI

Diajukan Kepada

Universitas Pendidikan Ganesha

Untuk Memenuhi Salah Satu Persyaratan dalam Menyelesaikan

Program Sarjana Pendidikan Bahasa Inggris

Oleh

Kadek Nesya Febi Pramesti

NIM 1712021215

PROGRAM STUDI PENDIDIKAN BAHASA INGGRIS

JURUSAN BAHASA ASING

FAKULTAS BAHASA DAN SENI

UNIVERSITAS PENDIDIKAN GANESHA

SINGARAJA

2021

SKRIPSI

DIAJUKAN UNTUK MELENGKAPI TUGAS
DAN MEMENUHI SYARAT UNTUK
MENCAPAI GELAR SARJANA PENDIDIKAN



Dr. I G A Lokita Purnamika Utami, S.Pd., M.Pd.
NIP. 198304022006042001



Made Hery Santosa, Ph.D
NIP. 197910232003121001

Skripsi oleh Kadek Nesya Febi Pramesti
Telah di pertahankan di depan dewan penguji
pada tanggal 14 Juli 2021

Dewan Penguji,



Dr. Dewa Putu Ramendra, S.Pd., M.Pd.
NIP. 197609022000031001

(Ketua)



Dr. Ni Luh Putu Eka Sulistia Dewi, S.Pd, M.Pd.
NIP. 198104192006042002

(Anggota)



Dr. I G A Lokita Purnamika Utami, S.Pd., M.Pd
NIP. 198304022006042001

(Anggota)



Made Hery Santosa, Ph.D.
NIP. 197910232003121001


(Anggota)

Diterima oleh Panitia Ujian Fakultas Bahasa dan Seni
Universitas Pendidikan Ganesha
Guna memenuhi syarat-syarat untuk mencapai gelar sarjana pendidikan

Pada:

Hari : Kamis

Tanggal : 22 Juli 2021



PERNYATAAN

Dengan ini saya menyatakan bahwa karya tulis ini yang berjudul ***“DEVELOPING INFOGRAPHICS AS ENGLISH TEACHING MEDIA FOR 7TH GRADE STUDENTS OF JUNIOR HIGH SCHOOL”*** beserta seluruh isinya adalah benar karya saya sendiri dan saya tidak melakukan penjiplakan dan pengutipan dengan cara-cara yang tidak sesuai dengan etika yang berlaku dalam masyarakat keilmuan. Atas pernyataan ini, saya siap menanggung resiko/sanksi yang dijatuhkan kepada saya atau ada klaim terhadap keaslian karya saya ini.



Singaraja, 22 Juli 2021
Yang membuat pernyataan



Kadek Nesya Febi Pramesti
NIM. 1712021215

ACKNOWLEDGMENT

First of all, the author would like to express gratitude to Ida Sang Hyang Widhi Wasa, for all the blessings that has been given in completing the thesis entitled “Developing Infographics as English Teaching Media for 7th Grade of Junior High School”.

The author also wants to express gratitude and appreciation to those who have helped and supported this research. Therefore, the authors would like to say thank you and give the highest appreciation to:

1. Family for supporting encouraging, facilitating, loving, and giving an endless prayer to the author.
2. Dr. I.G.A. Lokita Purnamika Utami, S.Pd., M.Pd. as the first supervisor and Made Hery Santosa, Ph.D. as the second supervisor who have been give valuable time, support, suggestions, advice, and supervision along with the completion of this thesis.
3. Kadek Sintya Dewi, S.Pd., M.Pd. as the academic supervisor for almost four years with support, motivation, and suggestion.
4. All of the ELE’s lectures who always give meaningful suggestions along with the completion of this thesis and lots of love, supports, encouragement for almost four years.
5. SMPN 4 Singaraja which has supported this research and provided valuable time in initial observations.
6. Research colleagues and the author’s mates who have helped the author in everything, provided time, advice, and also support the author in completing this research.

This study is still far away from perfection. Therefore, constructive criticism and suggestions are highly appreciated and expected for this study.

Singaraja, July 2021

The Author

TABLE OF CONTENTS

HALAMAN JUDUL	i
LEMBAR PERSETUJUAN PEMBIMBING	iv
LEMBAR PENGESAHAN PENGUJI	v
LEMBAR PERSETUJUAN DAN PENGESAHAN PANITIA UJIAN	vi
PERNYATAAN	vii
MOTTO	viii
ACKNOWLEDGMENT	ix
TABLE OF CONTENTS	x
LIST OF FIGURES	xii
LIST OF TABLES	xiii
LIST OF PICTURES	xiv
ABSTRACT	xvi
CHAPTER 1	2
1.1 Research Background	2
1.2 Research Questions	5
1.3 Research Limitation	5
1.4 Research Objectives	6
1.5 Research Significance	6
1.6 Scope of the Study	6
CHAPTER II	8
2.1 Theoretical Review	8
2.1.1 Learning Style	8
2.1.2 Various Media for Teaching English	10
2.1.3 Infographics as Visual Media	11
2.1.4 Principles of Good Visual Media	12
2.1.5 How Visual Media are Integrated in the EFL Context	14
2.1.6 Design and Development Research	15
2.2 Empirical Review	16
CHAPTER III	20
3.1 Research Design	20
3.2 Research Setting	21
3.3 Research Subject and Object	21

3.4 Data Collection	21
3.5 Instruments of Data Collection	23
3.6 Data Analysis	26
CHAPTER IV	29
4.1 Findings	29
4.1.1 The Development of Infographics as English Teaching Media	29
4.1.1.1 Design	30
4.1.1.2 Development	30
4.1.1.3 Instrument Validation	34
4.1.2 The Quality of the Infographics	37
4.1.2.1 Expert Judgment	37
4.1.2.2 Evaluation	39
4.2 Discussion	40
4.3 Implication	46
CHAPTER V	48
5.1 Summary	48
5.2 Conclusion	48
5.3 Suggestion	50
REFERENCES	51
APPENDICES	
RIWAYAT HIDUP	




LIST OF FIGURES

Figure 1. Research Steps.....	20
Figure 2. The Formula of the Categorization of the Data.....	26



LIST OF TABLES

Table 3.1 Data Collection Techniques and Research Instruments	22
Table 3.2 Content Expert Evaluation Sheet	23
Table 3.3 Media Expert Evaluation Sheet	24
Table 3.4 Content Validity	25
Table 3.5 Level of Content Validity	26
Table 3.6 Indicator of Success	26
Table 3.7 Level of Accomplishment	27
Table 4.1 Cross Tabulation	35
Table 4.2 Level of Content Validity	35
Table 4.3 Indicator of Success	35
Table 4.4 Cross Tabulation of Content Evaluation Sheet	36
Table 4.5 Cross Tabulation of Media Evaluation Sheet	36
Table 4.6 Level of Accomplishment	38



LIST OF PICTURES

Picture 4.1. Preparing canva platform.....	31
Picture 4.2. Creating the content of infographics	31
Picture 4.3. Checking the final template	32
Picture 4.4. Making the google classroom.....	33
Picture 4.5. Creating exercises in each topic	33
Picture 4.6. Converting link of exercises into QR code.....	34
Picture 4.7 Putting the QR code on the design	34



LIST OF APPENDICES

Appendix. 1. Syllabus of 7th grade junior high school

Appendix 2. Blueprint for Developing Infographics

Appendix 3. Instrument Validation Sheet

Appendix 4. Expert Judgment

Appendix 05. Infographics' Refinement

Appendix 06. Infographics' Design

