

**DEVELOPING LEARNING VIDEO FOR TEACHING ENGLISH  
USING PROJECT- BASED LEARNING FOR 4<sup>TH</sup> GRADE  
STUDENTS AT ELEMENTARY SCHOOL IN BULELENG  
REGENCY**



**BY  
NI WAYAN FEBIYANTI  
NIM 1712021099**

**ENGLISH LANGUAGE EDUCATION  
FACULTY OF LANGUAGE AND ART  
GANESHA UNIVERSITY OF EDUCATION  
SINGARAJA**

**2021**


**SKRIPSI**


**DIAJUKAN UNTUK MELENGKAPI TUGAS-TUGAS  
DAN MEMENUHI SYARAT-SYARAT UNTUK MENCAPAI  
GELAR SARJANA PENDIDIKAN**

Menyetujui,

Pembimbing I

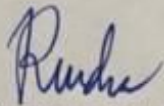
Pembimbing II

  
Prof. Dr. Putu Kerti Nitiasih, M.A.  
NIP. 196206261986032002

  
Luh Gd Rahayu Budiarta, S.Pd., M.Pd.  
NIP. 199309192018032001

Skripsi oleh Ni Wayan Febiyanti telah dipertahankan di depan dewan penguji pada tanggal 19 Juli 2021.

Dewan Penguji




Dr. Dewa Putu Ramendra, S.Pd., M.Pd.

(Ketua)

NIP. 197609022000031001


Penguji I,



Dr. I Gede Budasi, M.Ed.  
NIP. 195812311985031022

(Anggota)

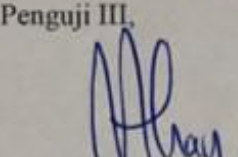
Penguji II,



Prof. Dr. Putu Kerti Nitiasih, M.A.  
NIP. 196206261986032002

(Anggota)

Penguji III,



Luh Gd Rahayu Budiarta, S.Pd., M.Pd.  
NIP. 199309192018032001

(Anggota)

Diterima oleh Panitia Ujian Fakultas Bahasa dan Seni

Universitas Pendidikan Ganesha

guna memenuhi syarat-syarat untuk mencapai gelar sarjana pendidikan

Pada:


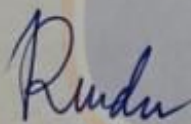
Hari : Kamis

Tanggal : 22 Juli 2021

Mengetahui,

Ketua Ujian,

Sekretaris Ujian,



Dr. Dewa Putu Ramendra, S.Pd., M.Pd.

Luh Diah Surya Adnyani, S.Pd., M.Pd.

NIP. 197609022000031001

NIP. 198309232008122001

Mengesahkan,

Dekan Fakultas Bahasa dan Seni



Prof. Dr. I Made Sutarna, M.Pd.

NIP. 196004241986031002

## PERNYATAAN

Dengan ini saya menyatakan bahwa karya tulis yang berjudul "DEVELOPING LEARNING VIDEO FOR TEACHING ENGLISH USING PROJECT-BASED LEARNING FOR 4<sup>TH</sup> GRADE STUDENTS AT ELEMENTARY SCHOOL IN BULELENG REGENCY" beserta seluruh isinya adalah benar-benar karya sendiri dan saya tidak melakukan penjiplakan dan pengutipan dengan cara tidak sesuai dengan etika yang berlaku dalam masyarakat keilmuan. Atas pernyataan ini, saya siap menanggung resiko/sanksi yang dijatuhkan kepada saya apabila kemudian ditemukan adanya pelanggaran atas etika keilmuan dalam karya saya ini atau ada klaim terhadap keaslian karya saya ini.

Singaraja, 19 Juli 2021

Yang membuat pernyataan,



Ni Wayan Febiyanti

NIM. 1712021099



## ACKNOWLEDGEMENT

The researcher wants to send very great gratitude to Ida Sang Hyang Widhi Wasa who gives chance to the researcher to finish this research paper entitled “Developing Learning Video for Teaching English Using Project- Based Learning for 4<sup>th</sup> Grade Students at Elementary School in Buleleng Regency”. The researcher also wants to appreciate a number of people who continually gave support, care, advice, suggestion, and motivation to the researcher. They were:

1. Prof. Dr. Putu Kerti Nitiasih, M.A. as my first supervisor who kindly gives countless and meaningful advice, support, and motivation to complete this research successfully.
2. Luh Gd Rahayu Budiarta, S.Pd., M.Pd. as my second supervisor who kindly provides her time to look at the researcher’s paper and gives revision on the design, the grammar and the structure of the paper.
3. Ni Luh Putu Era Adnyayanti, S.Pd., M.Pd. who also gave countless helps to look at the researcher’s paper and gives revision on the design, the grammar and the structure of the paper.
4. My dearest parents, I Nyoman Lasia and Ni Ketut Sutami, my brother I Made Budiana, and my big family who always gave countless love and support for the researcher.
5. To my friends in Wacana Squad (Pirdayanti, Eni Ardianti, Ditha Saitri, Febriana, Devimas, Rismayanti) who gave blessings and support for the researcher.
6. To my friends in Astungkara squad (Pirdayanti, Sri Murdiani, Sonia, Wahyu, Erina, Utek, Dewa) and Tim Roket mates who gave support and suggestion for the researcher.
7. To the other support systems Wayan Metri, Suarniti, Nina Yanti Putri, Juliantari Astra, Desak Wulandari, Dayu Puspita, and Febi Gayatri, who always gave suggestions and motivations.
8. Made Prema Bargo, Dedi Ariawan, Tika Elistia Anjani, and Pande Gede Baba Mahajendra, Ditha Saitri who helped along the process of the development of the learning videos for the researcher.

Hopefully, the result of this research can be beneficial for the readers as a references to conduct research related to this research field. The researcher also appreciates the criticism, suggestions, or feedbacks gives to this research that were needed for the improvement of the research paper.

Singaraja,



Ni Wayan Febiyanti



## TABLE OF CONTENTS

Title Sheet .....	ii
Lembar Persetujuan Dosen Pembimbing .....	iv
Lembar Persetujuan Dosen Penguji Skripsi .....	v
Lembar Persetujuan dan Pengesahan Panitia Ujian .....	vi
Pernyataan .....	vii
Dedication .....	ix
Acknowledgement .....	x
Abstrak .....	xii
Abstract .....	xiv
Table of Contents .....	xv
List of Tables .....	xix
List of Figures .....	xxi
List of Charts .....	xxii
List of Appendices .....	xxiii
<b>CHAPTER I INTRODUCTION</b> .....	<b>1</b>
1.1 Research Background .....	1
1.2 Problem Identification .....	4
1.3 Limitation of Problem .....	5
1.4 Research Question .....	5
1.5 Research Objectives .....	5
1.6 The Expected Specification of the Product .....	6
1.7 Research Significances .....	6
1.7.1 Theoretical Significance .....	6
1.7.2 Practical Significances .....	7
1.8 Assumption and Limitation of the Development .....	7
1.9 Definition of Key Terms .....	8
1.9.1 Conceptual definitions .....	8
1.9.2 Operational definitions .....	9



<b>CHAPTER II REVIEW OF RELATED LITERATURE</b> .....	10
2.1 Theoretical Review .....	10
2.1.1 Learning Media .....	10
2.1.1.1 Definition of Learning Media .....	10
2.1.1.2 Types of Learning Media .....	10
2.1.1.3 Advantages of Learning Media .....	11
2.1.2 Learning Video .....	12
2.1.2.1 Definition of Learning Video .....	12
2.1.2.3 Characteristics Video as Learning Media .....	13
2.1.3 Young Learners .....	13
2.1.3.1 The Definition of Young Learners .....	13
2.1.3.3 The Characteristic of Young Learners .....	13
2.1.4 Project-Based Learning .....	14
2.1.4.1 Definition of Project-Based Learning .....	14
2.1.4.2 Teaching English for Young Learners .....	14
2.2 Empirical Review .....	15
<b>CHAPTER III RESEARCH METHOD</b> .....	19
3.1 Research Design .....	19
3.2 Research Procedure .....	20
3.2.1 Analysis .....	20
3.2.2 Design .....	20
3.2.3 Development .....	21
3.2.4 Evaluation .....	21
3.3 Research Subject and Object .....	22
3.4 Research Setting .....	22
3.5 Method of Data Collection .....	22
3.5.1 Interview .....	23
3.5.2 Document Study .....	23
3.5.3. Questionnaire .....	23
3.6 Instrument of Data Collection .....	24
3.6.1 Interview Guide .....	24

3.6.2 Document Study .....	24
3.6.3 Expert Judgement .....	25
3.6.4 Blueprints .....	26
3.6.5 Student' Responses Questionnaire .....	26
3.7 Method of Data Analysis.....	27
<b>CHAPTER IV FINDING AND DISCUSSION .....</b>	<b>30</b>
4.1 Findings .....	30
4.1.1 Analysis .....	31
4.1.1.1 Result of Teacher' Interview .....	31
4.1.1.2 Results of Student's Interview .....	37
4.1.1.3. Result of Document Study .....	42
4.1.2 Design .....	46
4.1.2.1 Synthesizing the Design of the Videos .....	46
4.1.2.2 Designing Learning Activity.....	48
4.1.2.3 Designing the Activities based on PjBL Syntax .....	50
4.1.2.4 Writing the Script of the Video.....	56
4.1.2.5 The Final Blueprints .....	56
4.1.3 Development .....	57
4.1.3.2 Video Development .....	57
4.1.4 Evaluation .....	92
4.1.4.1 The Results of Teacher' Judgement .....	92
4.1.4.2 The Result of Student's Questionnaire .....	93
4.2 Discussion .....	97
4.3 Implication .....	102
<b>CHAPTER V SUMMARY, CONCLUSIONS AND SUGGESTIONS .....</b>	<b>104</b>
5.1 Summary .....	104
5.2 Conclusion.....	105
5.4 Suggestions.....	106
REFERENCES .....	109

APPENDICES

CURRICULUM VITAE OF EXPERT 1

CURRICULUM VITAE OF EXPERT 2

CURRICULUM VITAE OF EXPERT 3



## LIST OF TABLES

Table 3.1 Table of Data Collection Method .....	22
Table 3.2 Validation Questionnaire Scoring Criteria .....	23
Table 3.3 Qualification of the Media Criteria .....	29
Table 4.1 Topics for 4 <sup>th</sup> Grade Student of Elementary School in Buleleng.....	43
Table 4.2 The Details of the Two Topics .....	44
Table 4.3 The Learning Activities for Each Stage .....	48
Table 4.4. The Learning Activities based on Syllabus .....	48
Table 4.5. Learning Activities for Topic 1: Activities in the Classroom.....	51
Table 4.6. Learning Activities for Topic 2: Clothes .....	53
Table 4.7. Revision of the Script for Topic 1: Activities in the Classroom.....	54
Table 4.8. Revision of the Script for Topic 2: Clothes .....	56
Table 4.9. Recording Process of the Videos .....	58
Table 4.10. Applications Used to Edit the Video.....	60
Table 4.11. Revising Process of the Topic 1: Activities in the Classroom .....	71
Table 4.12. Revising Process of Topic 2: Clothes .....	74
Table 4.13. Scale to Measure the Content of the Video.....	78
Table 4.14. Expert Judgement Scores .....	79
Table 4.15. Qualification of the Media Criteria .....	79
Table 4.16. The Calculation of the Expert Judgement Scores .....	81
Table 4.17. The Determination of the Quality Video based on Expert Judgement .....	82
Table 4.18. Final Video of Topic 1: Activities in the Classroom .....	84

Table 4.19 Final Video of Topic 2: Clothes..... 87

Table 4.20 The Determination of the Quality Video based on Teacher Judgement  
..... 93



## LIST OF FIGURES

Figure 3.1. Richey and Klein (2007) Design and Development Model.....	19
Figure 4.1. Choosing background from freepik.com .....	62
Figure 4.2. Searching background music from YouTube .....	63
Figure 4.3. Download the background music from ytmp3.com .....	63
Figure 4.4. Creating the Song.....	64
Figure 4.5. Making the Opening of the Video .....	64
Figure 4.6. Inserting the Background to the Video .....	65
Figure 4.7. Inserting Animation Characters to the Video .....	66
Figure 4.8. Inserting Teacher’s Video .....	67
Figure 4.9. Inserting Text and Pictures to the Video .....	67
Figure 4.10. Adjusting Transition Effect of Each Clipping Video .....	68
Figure 4.11. Inserting Teacher’s Sound, Music and Sound effects.....	68
Figure 4.12. Making the Closing of the Video .....	69
Figure 4.13. Combining All the Clipping Video .....	69
Figure 4.14. Rendering Process of the Video.....	70
Figure 4.15. Saving Process of the Video .....	70

## LIST OF CHARTS

Chart 4.1 Teacher Experiences in Using Media in Teaching .....	31
Chart 4.2 Types of Media that Teacher Used .....	32
Chart 4.3 Teacher' Experiences in Using Video as Media .....	33
Chart 4.4 The Implementation of Media in Classroom .....	33
Chart 4.5 Criteria of Good Video as Teaching Media .....	34
Chart 4.6 The Implementation of the Ice Breaker.....	34
Chart 4.7 The Frequency of the Homework Given to the Students .....	35
Chart 4.8 The Types of Homework Given to the Students .....	36
Chart 4.9 The Way Teachers Start the Lesson .....	38
Chart 4.10 Students Chance to Ask and Answer Question in Class .....	39
Chart 4.11 How the Teachers Deliver the Homework .....	39
Chart 4.12 How the Teacher Ended the lesson .....	40
Chart 4.13 The Media Used in the Classroom .....	40
Chart 4.14 Student' Favourite Media in Class .....	41
Chart 4.15 The Criteria of Learning Video that Student Preferred .....	58
Chart 4.16 Students Feeling After Watch the Videos .....	94
Chart 4.17 The Clarity of the Explanations .....	95
Chart 4.18 The Quality of the Sounds and Voices .....	95
Chart 4.19 The Attractiveness of the Pictures in the Videos .....	96
Chart 4.20 Students response to the Used of Animation in Video .....	96

## LIST OF APPENDICES

- Appendix 1 List Questions of Teacher' Interview Guide
- Appendix 2 Online Teacher's Interview Guide in Google Form
- Appendix 3 The Results of Teacher's Interview
- Appendix 4 List Questions of Students' Interview Guide
- Appendix 5 Online Student's Interview Guide in Google Form
- Appendix 6 The Results of Student's Interview
- Appendix 7 Syllabus for 4<sup>th</sup> Grade Elementary School in Buleleng Regency
- Appendix 8 Blueprint Before Revision for Topic 1: Activities in the Classroom
- Appendix 9 Blueprint After Revision for Topic 1: Activities in the Classroom
- Appendix 10 Blueprint Before Revision for Topic 2: Clothes
- Appendix 11 Blueprint After Revision for Topic 2: Clothes
- Appendix 12 Expert Judgement Rubric for the Videos
- Appendix 13 Result of Expert Judgement for Topic 1: Activities in the Classroom (1<sup>st</sup> Expert)
- Appendix 14 Result of Expert Judgement for Topic 2: Clothes (1<sup>st</sup> Expert)
- Appendix 15 Result of Expert Judgement for Topic 1: Activities in the Classroom (2<sup>nd</sup> Expert)
- Appendix 16 Result of Expert Judgement for Topic 2: Clothes (2<sup>nd</sup> Expert)
- Appendix 17 Result of Expert Judgement for Topic 1: Activities in the Classroom (3<sup>rd</sup> Expert)
- Appendix 18 Result of Expert Judgement for Topic 2: Clothes (3<sup>rd</sup> Expert)
- Appendix 19 Result of Teacher Judgement for Topic 1: Activities in the Classroom



Appendix 20 Result of Teacher Judgement for Topic 2: Clothes

Appendix 21 Students' Questionnaire

Appendix 22 Online Students' Questionnaire on Google Form

Appendix 23 Results of Students Questionnaire

Appendix 24 Documentation

