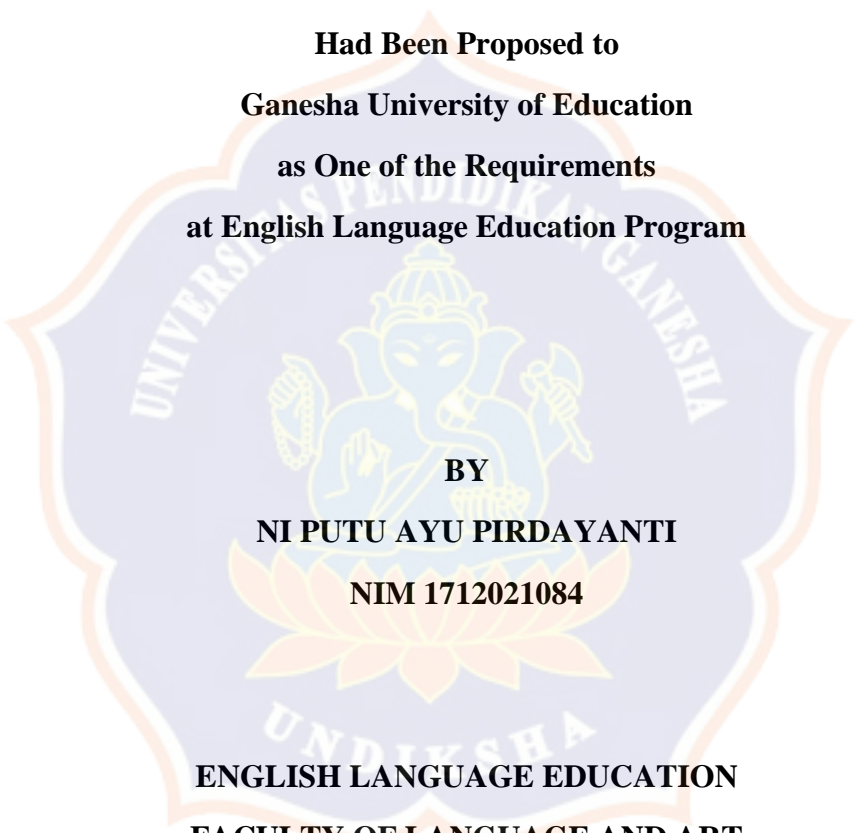


**DEVELOPING ENGLISH LEARNING VIDEOS BY USING DISCOVERY-  
BASED LEARNING FOR 4TH GRADE OF ELEMENTARY SCHOOL  
STUDENTS AT BULELENG REGENCY**

**A THESIS**

**Had Been Proposed to  
Ganesha University of Education  
as One of the Requirements  
at English Language Education Program**



**BY  
NI PUTU AYU PIRDAYANTI  
NIM 1712021084**

**ENGLISH LANGUAGE EDUCATION  
FACULTY OF LANGUAGE AND ART  
GANESHA UNIVERSITY OF EDUCATION  
SINGARAJA**

**2021**

**SKRIPSI**

DIAJUKAN UNTUK MELENGKAPI TUGAS-TUGAS  
DAN MEMENUHI SYARAT-SYARAT UNTUK MENCAPAI  
GELAR SARJANA PENDIDIKAN



Pembimbing I

Prof. Dr. Putu Kerti Nitiasih, M.A.  
NIP. 196206261986032002

Pembimbing II

Luh Gd Rahayu Budjarta, S.Pd., M.Pd.  
NIP. 199309192018032001

Skripsi oleh Ni Putu Ayu Pirdayanti telah dipertahankan di depan dewan penguji pada tanggal 19 Juli 2021.

Dewan Penguji,




Dr. Dewa Putu Ramendra, S.Pd., M.Pd.

(Ketua)

NIP. 197609022000031001

Penguji I,




Prof. Dr. I Nyoman Adi Jaya Putra, M.A.

(Anggota)

NIP. 196203191987031001

Penguji II,



Prof. Dr. Putu Kerti Nitiasih, M.A.

(Anggota)

NIP. 196206261986032002

Penguji III,



Luh Gd Rahayu Budiarta, S.Pd., M.Pd.

(Anggota)

NIP. 199309192018032001



Diterima oleh Panitia Ujian Fakultas Bahasa dan Seni

Universitas Pendidikan Ganesha

guna memenuhi syarat-syarat untuk mencapai gelar sarjana pendidikan

Pada:

Hari : Kamis

Tanggal : 22 Juli 2021

Mengetahui,

Ketua Ujian,



Dr. Dewa Putu Ramendra, S.Pd., M.Pd.

NIP. 197609022000031001

Sekretaris Ujian,



Luh Diah Surya Adnyani, S.Pd., M.Pd.

NIP. 198309232008122001

Mengesahkan,

Dekan Fakultas Bahasa dan Seni



Prof. Dr. I Made Sutarna, M.Pd.

NIP. 196004241986031002

**PERNYATAAN**

Dengan ini saya menyatakan bahwa karya tulis yang berjudul "DEVELOPING ENGLISH LEARNING VIDEOS BY USING DISCOVERY-BASED LEARNING FOR 4<sup>TH</sup> GRADE OF ELEMENTARY SCHOOL STUDENTS AT BULELENG REGENCY" beserta seluruh isinya adalah benar-benar karya sendiri dan saya tidak melakukan penjiplakan dan pengutipan dengan cara tidak sesuai dengan etika yang berlaku dalam masyarakat keilmuan. Atas pernyataan ini, saya siap menanggung resiko/sanksi yang dijatuhkan kepada saya apabila kemudian ditemukan adanya pelanggaran atas etika keilmuan dalam karya saya ini atau ada klaim terhadap keaslian karya saya ini.



Singaraja, 19 Juli 2021

Yang membuat pernyataan,



Ni Putu Ayu Pirdayanti

NIM. 1712021084

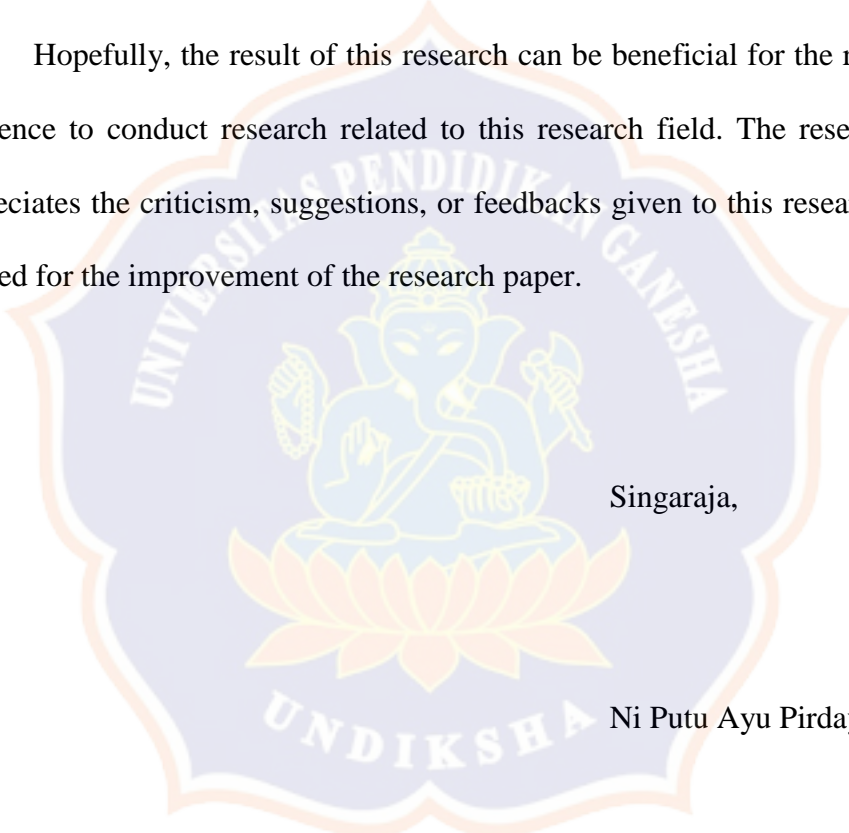
## ACKNOWLEDGEMENTS

The researcher wants to send very great gratitude to Ida Sang Hyang Widhi Wasa who gives chance to the researcher to finish this research paper entitled “Developing English Learning Videos By Using Discovery-Based Learning for 4th Grade of Elementary School Students at Buleleng Regency”. The researcher also wants to appreciate a number of people who continually give support, care, advice, suggestion, and motivation to the researcher. They are:

1. Prof. Dr. Putu Kerti Nitiasih, M.A. as my first supervisor who kindly gives countless and meaningful advice, support, and motivation to complete this research successfully.
2. Luh Gd Rahayu Budiarta, S.Pd., M.Pd. as my second supervisor who kindly provides his time to look at the researcher’s paper and gives revision on the design, the grammar, and the structure of the paper.
3. Ni Luh Putu Era Adnyayanti, S.Pd., M.Pd. who also give countless helps to look at the researcher’s paper and gives revisions on the design, the grammar and the structure of the paper.
4. My dearest parents and sibling, I Nyoman Sentiana, Ni Gusti Ayu Tariani, I Kadek Agus Meirta Adi Putra and my big family who always give countless love and support for the researcher.
5. To my friends in AF Squad (Ratna Suwari, Risza Paramita, Sukraningsih, Sintia Ariyuni, Wardani Arta, Dika Riani, Shanti Asih) and Wacana Squad (Febiyanti, Eni Ardianti, Ditha Saitri, Devimas, Febriana, Rismayanti) who gives the biggest support for the researcher.

6. To my friends in Astungkara squad (Febiyanti, Eni Ardianti, Sri Murdiani, Utek, Sonia, Erin, Wahyu, Dewak) who gives support, suggestion and motivation for the researcher.
7. To the other support systems Comrade Class and Bali Edukasi who always give suggestions and motivations.
8. Made Prema Bargo who helped along the process of the development of the learning videos for the researcher.

Hopefully, the result of this research can be beneficial for the readers as a reference to conduct research related to this research field. The researcher also appreciates the criticism, suggestions, or feedbacks given to this research that are needed for the improvement of the research paper.



Singaraja,

Ni Putu Ayu Pirdayanti

## TABLE OF CONTENTS

Acknowledgement .....	i
Abstract .....	ii
Table of Contents .....	v
List of Tables .....	viii
List of Figures .....	x
List of Charts .....	xi
List of Appendices .....	xii
<b>CHAPTER I INTRODUCTION</b> .....	1
1.1 Research Background .....	1
1.2 Problem Identification.....	7
1.3 Limitation of Problem .....	7
1.4 Research Question .....	7
1.5 Research Objectives .....	7
1.6 The Expected Specification of the Product .....	8
1.7 Research Significances .....	9
1.7.1 Theoretical Significance .....	9
1.7.2 Practical Significances .....	9
1.8 Assumption and Limitation of the Development .....	10
1.9 Definition of Key Terms .....	10
1.9.1 Conceptual definitions .....	10
1.9.2 Operational definitions .....	10
<b>CHAPTER II REVIEW OF RELATED LITERATURE</b> .....	13
2.1 Theoretical Review .....	13
2.1.1 Young Learners .....	13
2.1.3 Learning Video .....	15
2.1.4 Discovery-based Learning .....	16



2.2 Empirical Review .....	20
<b>CHAPTER III RESEARCH METHOD .....</b>	<b>23</b>
3.1 Research Design.....	23
3.2 Research Procedure .....	23
3.2.1 Analysis.....	24
3.2.2 Design .....	24
3.2.3 Development .....	25
3.2.4 Evaluation .....	25
3.3 Research Subject and Object.....	25
3.4 Research Setting .....	26
3.5 Method of Data Collection .....	26
3.5.1 Interview .....	26
3.5.2 Document Study .....	26
3.5.3. Questionnaire .....	26
3.6 Instrument of Data Collection .....	27
3.6.1 Interview Guide .....	28
3.6.2 Document Study .....	28
3.6.3 Expert Judgement .....	28
3.6.4 Blueprints .....	29
3.6.5 Student' Responses Questionnaire .....	29
3.7 Method of Data Analysis .....	30
<b>CHAPTER IV FINDING AND DISCUSSION .....</b>	<b>32</b>
4.1 Findings .....	32
4.1.1 Analysis.....	32
4.1.1.1 Result of Teacher' Interview .....	33
4.1.1.2 Results of Student's Interview .....	37
4.1.1.3. Result of Document Study .....	42
4.1.2 Design .....	50
4.1.2.1 Synthesizing the Design of the Videos .....	51
4.1.2.2 Designing Learning Activity.....	52

4.1.2.3 Designing the Activities based on DBL Syntax .....	55
4.1.2.4 Writing the Script of the Video.....	57
4.1.2.5 The Final Blueprints .....	61
4.1.3 Development .....	61
4.1.3.1 Characters Development .....	62
4.1.3.2 Video Development .....	63
4.1.4 Evaluation .....	96
4.1.4.1 The Results of Teacher' Judgement .....	96
4.1.4.2 The Result of Student's Questionnaire .....	98
4.2 Discussion .....	102
4.3 Implication .....	110
<b>CHAPTER V SUMMARY, CONCLUSIONS AND SUGGESTIONS .....</b>	<b>111</b>
5.1 Summary .....	111
5.2 Conclusion .....	111
5.4 Suggestions .....	112
REFERENCES	
APPENDICES	
CURRICULUM VITAE OF EXPERT 1	
CURRICULUM VITAE OF EXPERT 2	
CURRICULUM VITAE OF EXPERT 3	

## LIST OF TABLES

Table 3.1 Table of Data Collection Method .....	26
Table 3.2 Validation Questionnaire Scoring Criteria .....	27
Table 3.3 Qualification of the Media Criteria .....	30
Table 4.1 Topics for 4 <sup>th</sup> Grade Student of Elementary School in Buleleng.....	43
Table 4.2 The Details of the Two Topics .....	43
Table 4.3 The Learning Activities for Each Stage .....	52
Table 4.4. The Learning Activities based on Syllabus .....	52
Table 4.5. Learning Activities for Topic 1: Self-Introduction.....	56
Table 4.6. Learning Activities for Topic 2: School 1 .....	57
Table 4.7. Revision of the Script for Topic 1: Self-Introduction .....	58
Table 4.8. Revision of the Script for Topic 2: School 1 .....	59
Table 4.9. Sketching Process of the Characters .....	62
Table 4.10. Digitalizing Process of the Characters .....	63
Table 4.11. Saving Process of the Characters .....	63
Table 4.12. Recording Process of the Videos .....	64
Table 4.13 Revising Process of the Topic 1: Self-Introduction.....	77
Table 4.14 Revising Process of Topic 2: School 1 .....	80
Table 4.15 Expert Judgement Scores .....	83
Table 4.16 Qualification of the Media Criteria .....	84
Table 4.17 The Calculation of the Expert Judgement Scores .....	85
Table 4.18 The Determination of the Quality Video based on Expert Judgement .....	86

Table 4.19 Final Video of Topic 1: Self-Introduction Video ..... 87

Table 4.20 Final Video of Topic 2: School 1 Video ..... 92

Table 4.21 The Determination of the Quality Video based on Teacher Judgement  
..... 97



## LIST OF FIGURES

Figure 3.1 Richey and Klein (2007) Design and Development Model .....	24
Figure 4.1 Adobe Premiere Pro 2018 Logo .....	66
Figure 4.2 Choosing background from freepik.com .....	67
Figure 4.3 Searching background music from YouTube .....	68
Figure 4.4 Download the background music from savefrom.net .....	69
Figure 4.5 Making the Opening of the Video .....	70
Figure 4.6 Inserting the Background to the Video .....	71
Figure 4.7 Inserting Animation Characters to the Video .....	72
Figure 4.8 Inserting Teacher's Video .....	73
Figure 4.9 Inserting Text and Pictures to the Video .....	74
Figure 4.10 Adjusting Transition Effect of Each Clipping Video .....	75
Figure 4.11 Inserting Teacher's Sound, Music and Sound effects .....	75
Figure 4.12 Making the Closing of the Video .....	75
Figure 4.13 Combining All the Clipping Video .....	76
Figure 4.14 Rendering Process of the Video .....	76
Figure 4.15 Saving Process of the Video .....	76

## LIST OF CHARTS

Chart 4.1 Teacher Experiences in Using Media in Teaching .....	33
Chart 4.2 Types of Media that Teacher Used .....	34
Chart 4.3 Teacher' Experiences in Using Video as Media .....	35
Chart 4.4 The Implementation of Media in Classroom .....	35
Chart 4.5 Criteria of Good Video as Teaching Media .....	36
Chart 4.6 The Frequency of the Homework Given to the Students .....	36
Chart 4.7 The Types of Homework Given to the Students .....	38
Chart 4.8 The Way Teachers Start the Lesson .....	38
Chart 4.9 Students Chance to Ask and Answer Question in Class .....	39
Chart 4.10 How the Teachers Deliver the Homework .....	39
Chart 4.11 The Media Used in the Classroom .....	40
Chart 4.12 Student' Favourite Media in Class .....	40
Chart 4.13 The Criteria of Learning Video that Student Preferred .....	41
Chart 4.14 Students Feeling After Watch the Videos .....	99
Chart 4.15 The Clarity of the Explanations .....	99
Chart 4.16 The Quality of the Sounds and Voices .....	101
Chart 4.17 The Attractiveness of the Pictures in the Videos .....	101
Chart 4.18 Students response to the Used of Animation in Video .....	101

## LIST OF APPENDICES

- Appendix 1 List Questions of Teacher' Interview Guide
- Appendix 2 Online Teacher's Interview Guide in Google Form
- Appendix 3 The Results of Teacher's Interview
- Appendix 4 List Questions of Students' Interview Guide
- Appendix 5 Online Student's Interview Guide in Google Form
- Appendix 6 The Results of Student's Interview
- Appendix 7 Syllabus for 4<sup>th</sup> Grade Elementary School in Buleleng Regency
- Appendix 8 Blueprint Before Revision for Topic 1: Self-Introduction
- Appendix 9 Blueprint After Revision for Topic 1: School 1
- Appendix 10 Blueprint Before Revision for Topic 2: Self-Introduction
- Appendix 11 Blueprint After Revision for Topic 2: School 1
- Appendix 12 Expert Judgement Rubric for the Videos
- Appendix 13 Result of Expert Judgement for Topic 1 (1<sup>st</sup> Expert)
- Appendix 14 Result of Expert Judgement for Topic 2 (1<sup>st</sup> Expert)
- Appendix 15 Result of Expert Judgement for Topic 1 (2<sup>nd</sup> Expert)
- Appendix 16 Result of Expert Judgement for Topic 2 (2<sup>nd</sup> Expert)
- Appendix 17 Result of Expert Judgement for Topic 1 (3<sup>rd</sup> Expert)
- Appendix 18 Result of Expert Judgement for Topic 2 (3<sup>rd</sup> Expert)
- Appendix 19 Result of Teacher Judgement for Topic 1
- Appendix 20 Result of Teacher Judgement for Topic 2
- Appendix 21 Students' Questionnaire

Appendix 22 Online Students' Questionnaire on Google Form

Appendix 23 Results of Students Questionnaire

Appendix 24 Documentation

