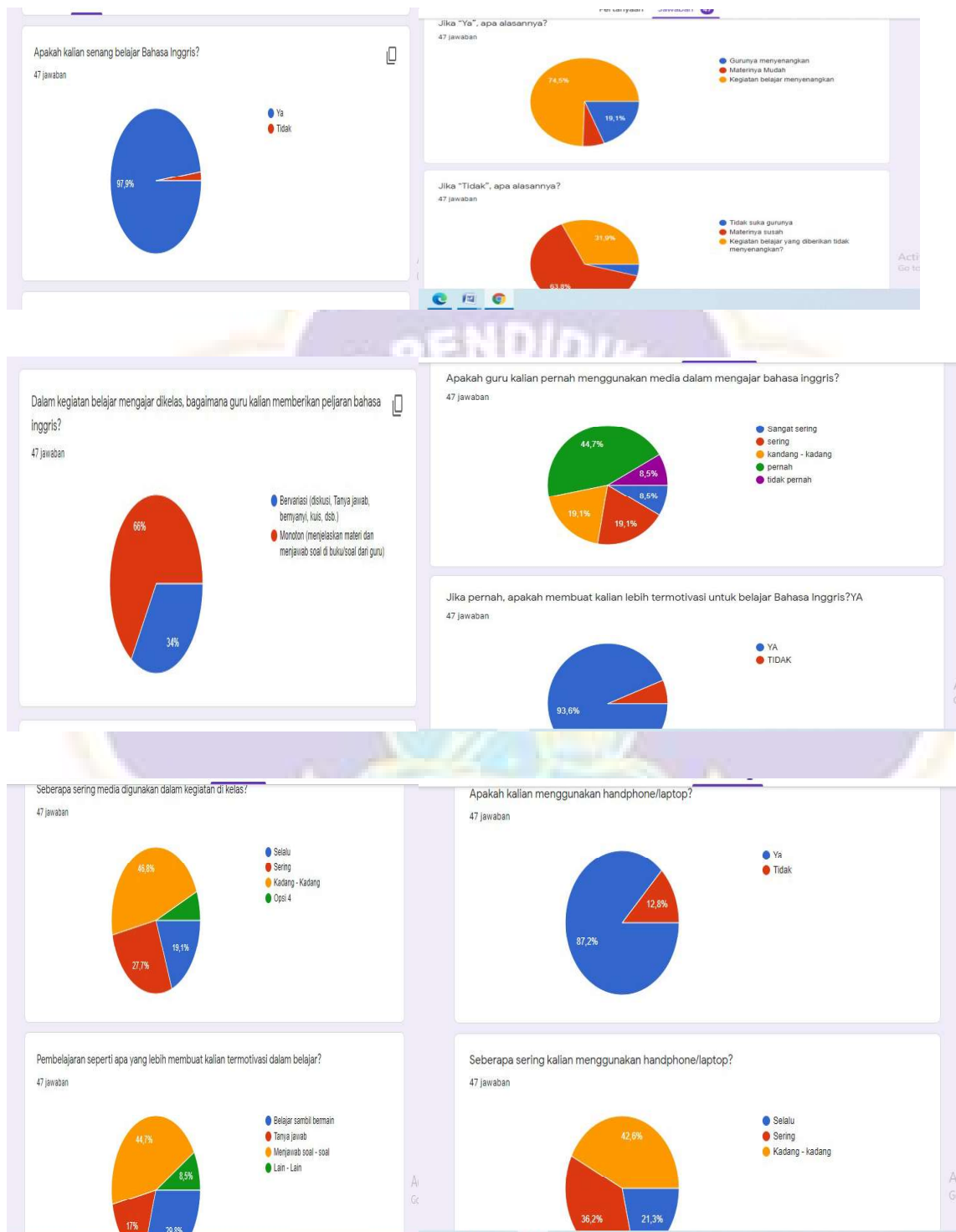


Appendix 01 Questionnaire for students need analysis





Appendix 02 interview guide

| No | Questions |
|----|---|
| 1 | <i>Fasilitas pembelajaran yang ada di sekolah berupa apa saja?</i> |
| 2 | <i>Media apa saja yang biasa digunakan dalam mengajar di kelas?</i> |
| 3 | <i>Apakah dalam mengoprasikan media yang berbasis teknologi ada hambatan/kesulitan?</i> |
| 4 | <i>Jika peneliti mengembangkan media pembelajaran yang berbasis teknologi (ICT), apakah penerapannya bisa dilakukan di kelas?</i> |
| 5 | <i>Peneliti berencana untuk mengembangkan media dengan menggunakan infographics, apakah guru mengetahui media tersebut?</i> |



Appendix 03 Transcript of teacher answer

Teacher's interview Guide

Pertanyaan Jawaban 1

Fasilitas pembelajaran yang ada di sekolah berupa apa saja?

1 jawaban

Lcd, laptop

Media apa saja yang biasa digunakan dalam mengajar di kelas?

1 jawaban

Video, gambar, realia

Apakah dalam mengoperasikan media yang berbasis teknologi ada hambatan/kesulitan?

1 jawaban

Jumlah lcd di kelas masih terbatas

Activate Windows
Go to Settings to activate Windows.

Jika peneliti mengembangkan media pembelajaran berbasis teknologi (ICT), apakah penerapannya bisa dilakukan di kelas?

1 jawaban

Bisa selama pembelajaran tatap muka sudah diijinkan.

Peneliti berencana untuk mengembangkan media dengan menggunakan infographics, apakah guru mengetahui ketiga media tersebut?

1 jawaban

Belum memahami betul

Activate Windows
Go to Settings to activate Windows.

Appendix 04 Syllabus needs analysis

| Class | SK | KD | Topic | Scoring Scale | |
|-------|--|---|----------|---------------|----------------|
| | | | | Need to use | No need to use |
| 7 | Accuracy and suitability in conveying and writing descriptive text | 4.13. Written descriptive text, short and simple, about the correct person according to the context used. | ➤ People | ✓ | |
| | | 4.14. Written descriptive texts, short and simple, about animals according to the context used. | ➤ Animal | ✓ | |
| | | 4.15. Write short and simple descriptive texts about places | ➤ Thing | | |

| | | | | | |
|--|--|-----------------------------------|--|--|--|
| | | according to the context used. | | | |
|--|--|-----------------------------------|--|--|--|



Appendix 05 Blueprint developing infographics

Blue Print Descriptive text of Infographics

| No | Dimensions | Indicators | Number of infographics |
|----|--|---|------------------------|
| 1 | Containing Descriptive text elements | 5) Definition of descriptive text 6) Purpose of descriptive text 7) Generic structure of descriptive text 8) Language features of descriptive text | 1 |
| 2 | Kinds of Descriptive text | 4) Describing person 5) Describing place 6) Describing animal | 1 |
| 3 | Providing brief example of descriptive text. | 4) My friend 5) Lovina beach 6) My lovely cat | 1 |

Appendix 06 Expert judgment material before revision by expert 1

Material Expert Judgment's Sheet

Validator: Luh Diah Surya Adnyani, S.pd, M.pd.

Institution: Universitas Pendidikan Ganesha

This evaluation sheet is filled by the expert judges. Give checklist mark (√) in the scoring column and if there are comments, it can be filled in the comment column.

The criteria of the instrument was adapted from Findawati & Suprianto (2014), the criteria used by the researcher are 11 criteria to evaluate the material to be delivered to seventh grade students. Below are the criteria that will be used whether they are relevant or not.

| No | Name of Instrument | Criteria | Relevant | Irrelevant | Comments |
|----|----------------------------------|---|----------|------------|----------|
| 1 | Material Expert evaluation sheet | a. Clarity of learning objectives in descriptive text. | √ | | |
| | | b. Relevance of descriptive text learning objectives with KD in grade VII SMP students. | √ | | |

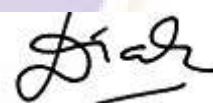
| | | | | |
|--|---|---|--|--|
| | c. The scope of discussing descriptive text material | √ | | |
| | d. Suitability in explaining the topic of descriptive text | √ | | |
| | e. In the delivery of descriptive text learning, it has been Interactivity. | √ | | Remember to put question and answer to make it interactive |
| | f. Descriptive text material can provide student learning motivation. | √ | | Which one shows the motivation? Please emphasize |
| | g. The material presented is clearly structured. | √ | | |
| | h. The | √ | | |

| | | | | | |
|--|--|--|---|--|---------------------------|
| | | completeness of the descriptive text material is in accordance with the learning objectives | | | |
| | | i. The depth of descriptive text material in teaching English can already be used. | √ | | What is definition depth? |
| | | j. Easy to understand material. | √ | | |
| | | k. The material presented is very clear, both in the form of definitions, types, and examples of descriptive text. | √ | | |

| | | | | | |
|--|--|--|---|--|--|
| | | l. Clarity in conveying material, types, and examples of descriptive text. | √ | | |
| | | m. Consistent in the evaluation with the purpose of learning descriptive text. | √ | | Is there any evaluation there? |
| | | n. The material presented can provide feedback to students | √ | | Is there any feedback in your product? |

Singaraja, 8 May 2021

Validator,



Luh Diah Surya Adnyani, S.Pd., M.Pd.
NIP. 198309232008122001

Appendix 07 Expert judgment media before revision by expert 1

Media Expert Judgment's Sheet

Validator :Luh Diah Surya Adnyani, S.Pd., M.Pd.

Institution :Universitas Pendidikan Ganesha

This evaluation sheet is filled by the expert judges. Give checklist mark (√) in the scoring column and if there are comments, it can be filled in the comment column.

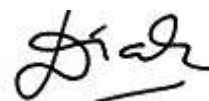
The criteria of the instrument was adapted from Findawati & Suprianto (2014), There are 7 criteria used by the author to evaluate the infographics media used to teach 7th grade students. Below are some criteria that can be used whether they are relevant or not.

| No | Name of Instrument | Criteria | Relevant | Irrelevant | Comments |
|----|-------------------------------|---|----------|------------|----------|
| 1 | Media Expert evaluation sheet | a. The design made is understandable and can be used to teach 7th grade students. | √ | | |
| | | b. media can be used as communication between teachers and students. | √ | | |

| | | | | |
|--|---|---|--|--|
| | c. creative in designing a media. | √ | | |
| | d. effective in design media. | √ | | |
| | e. in managing media infographics can be used easily | √ | | |
| | f. media can be used online and offline. | √ | | |
| | g. The selected media is very appropriate in developing learning in the form of visual media. | √ | | |

Singaraja, 8 May 2021

Validator,



Luh Diah Surya Adnyani, S.Pd., M.Pd.
NIP. 198309232008122001.

Appendix 08 expert judgment before revision by expert 1

Evaluation Sheets

Developing ICT based Infographics of descriptive text as English Teaching on 7th Grade of
Junior High School

By Expert Judges

Title: Developing ICT based Infographics of descriptive text as English Teaching on 7th
Grade of Junior High School

Author: Ni Made Purnami Widyawati

Expert: Luh Diah Surya Adnyani, S.Pd, M.Pd

Institution: Universitas Pendidikan Ganesha

Description

These evaluation sheets are used to judge the quality of the infographics of descriptive text as English teaching on 7th grade of junior high school. This infographics is developed to help teachers in delivering the material by using ICT based infographics of descriptive text to teach English on 7th grade students. Regarding to this point, I do need your response and suggestion about the material and media of this product.

Instruction

1. These evaluation sheets are filled by the expert judges
2. There are 5 scope of scoring for every component
3. Give checklist mark in the scoring column with the following information:
 - 5: Very good

- 4: Good
- 3: Enough
- 2: Poor
- 1: Very poor

| No | Name of Instrument | Criteria | Score | | | | | Total |
|----|----------------------------------|---|-------|---|---|---|---|-------|
| | | | 1 | 2 | 3 | 4 | 5 | |
| 1 | Material Expert evaluation sheet | a. Clarity of learning objectives in descriptive text. | | √ | | | | |
| | | b. Relevance of descriptive text learning objectives with KD in grade VII SMP students. | √ | | | | | |
| | | c. The scope of discussing descriptive text material. | | | √ | | | |
| | | d. Suitability in explaining the topic of descriptive text. | | √ | | | | |
| | | e. In the delivery of descriptive text learning, it has been Interactivity. | | √ | | | | |
| | | f. Descriptive text material can provide | | | | √ | | |

| | | | | | | | |
|--|--|--|---|---|---|--|--|
| | student learning motivation. | | | | | | |
| | g. The material presented is clearly structured. | | | | √ | | |
| | h. The completeness of the descriptive text material is in accordance with the learning objectives | | √ | | | | |
| | i. The depth of descriptive text material in teaching English can already be used. | | | | √ | | |
| | j. Easy to understand material. | | | | √ | | |
| | k. The material presented is very clear, both in the form of definitions, types, and examples of descriptive text. | | | √ | | | |
| | l. Clarity in conveying material, types, and | | | √ | | | |

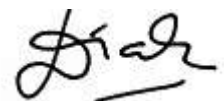
| | | | | | | | | |
|--|--|-------------------------------|--|--|--|--|--|--|
| | | examples of descriptive text. | | | | | | |
| | | | | | | | | |

| No | Name of Instrument | Criteria | Score | | | | | Total |
|----|-------------------------|---|-------|---|---|---|---|-------|
| | | | 1 | 2 | 3 | 4 | 5 | |
| 1 | Media expert evaluation | a. The design made is understandable and can be used to teach 7th grade students. | | | | √ | | |
| | | b. media can be used as communication between teachers and students. | | | | √ | | |
| | | c. creative in designing a media | | | √ | | | |
| | | d. effective in design media. | | | √ | | | |
| | | e. in managing media infographics can be used easily | | | | √ | | |
| | | f. media can be used online and offline. | | | | √ | | |
| | | g. The selected media is very appropriate in | | | √ | | | |

| | | | | | | | | |
|--|--------------|---|--|--|--|--|--|--|
| | | developing learning in the form of visual media. | | | | | | |
| | TOTAL | | | | | | | |

Comments/Suggestions:

Singaraja, 8 May 2021
Expert Judge,



Luh Diah Surya Adnyani, S.Pd., M.Pd.
NIP. 198309232008122001



Appendix 09 Expert judgment material before revision by expert 2

Material Expert Judgment's Sheet

Validator: Ida Ayu Made Iastri Utami, S.pd. M.pd.

Institution: Universitas Pendidikan Ganesha

This evaluation sheet is filled by the expert judges. Give checklist mark (√) in the scoring column and if there are comments, it can be filled in the comment column.

The criteria of the instrument was adapted from Findawati & Suprianto (2014), the criteria used by the researcher are 11 criteria to evaluate the material to be delivered to seventh grade students. Below are the criteria that will be used whether they are relevant or not.

| No | Name of Instrument | Criteria | Relevant | Irrelevant | Comments |
|----|----------------------------------|---|----------|------------|----------|
| 1 | Material Expert evaluation sheet | a. Clarity of learning objectives in descriptive text. | √ | | |
| | | b. Relevance of descriptive text learning objectives with KD in grade VII SMP | √ | | |

| | | | | | |
|--|--|---|---|--|--|
| | | students. | | | |
| | | c. The scope of discussing descriptive text material | √ | | |
| | | d. Suitability in explaining the topic of descriptive text | √ | | |
| | | e. In the delivery of descriptive text learning, it has been Interactivity. | √ | | Remember to put question and answer to make it interactive |
| | | f. Descriptive text material can provide student learning motivation. | √ | | Which one shows the motivation? Please emphasize |
| | | g. The material presented is clearly structured. | √ | | |


| | | | | |
|--|--|---|--|---------------------------|
| | h. The completeness of the descriptive text material is in accordance with the learning objectives | √ | | |
| | i. The depth of descriptive text material in teaching English can already be used. | √ | | What is definition depth? |
| | j. Easy to understand material. | √ | | |
| | k. The material presented is very clear, both in the form of definitions, types, and examples of | √ | | |

| | | | | | |
|--|--|--|---|--|--|
| | | descriptive text. | | | |
| | | l. Clarity in conveying material, types, and examples of descriptive text. | √ | | |
| | | m. Consistent in the evaluation with the purpose of learning descriptive text. | √ | | |
| | | n. The material presented can provide feedback to students | √ | | |

Singaraja, 8 May 2021

Validator,

Expert Judge,



Ida Ayu Made Istri Utami, S.Pd.,M.Pd
NIP. 198709172015042002

Appendix 10 Expert judgment media before revision by expert 2

Media Expert Judgment's Sheet

Validator :Ida Ayu Made Istri Utami, S.Pd., M.Pd.

Institution :Universitas Pendidikan Ganesha

This evaluation sheet is filled by the expert judges. Give checklist mark (√) in the scoring column and if there are comments, it can be filled in the comment column.

The criteria of the instrument was adapted from Findawati & Suprianto (2014), There are 7 criteria used by the author to evaluate the infographics media used to teach 7th grade students. Below are some criteria that can be used whether they are relevant or not.

| No | Name of Instrument | Criteria | Relevant | Irrelevant | Comments |
|----|-------------------------------|---|----------|------------|----------|
| 1 | Media Expert evaluation sheet | a. The design made is understandable and can be used to teach 7th grade students. | √ | | |
| | | b. media can be used as communication between teachers and students. | √ | | |
| | | c. creative in | √ | | |

| | | | | | |
|--|--|---|---|--|--|
| | | designing a media. | | | |
| | | d. effective in design media. | √ | | |
| | | e. in managing media infographics can be used easily | √ | | |
| | | f. media can be used online and offline. | √ | | |
| | | g. The selected media is very appropriate in developing learning in the form of visual media. | √ | | |

Singaraja, 8 May 2021

Validator,

Expert Judge,


Ida Ayu Made Istri Utami, S.Pd., M.Pd.
NIP. 198709172015042002.

Appendix 11 Expert judgment before revision by expert 2

Evaluation Sheets

Developing ICT based Infographics of descriptive text as English Teaching on 7th Grade of
Junior High School

By Expert Judges

Title: Developing ICT based Infographics of descriptive text as English Teaching on 7th
Grade of Junior High School

Author: Ni Made Purnami Widyawati

Expert: Ida Ayu Made Istri Utami, S.Pd., M.Pd

Institution: Universitas Pendidikan Ganesha

Description

These evaluation sheets are used to judge the quality of the infographics of descriptive text as English teaching on 7th grade of junior high school. This infographics is developed to help teachers in delivering the material by using ICT based infographics of descriptive text to teach English on 7th grade students. Regarding to this point, I do need your response and suggestion about the material and media of this product.

Instruction

1. These evaluation sheets are filled by the expert judges
2. There are 5 scope of scoring for every component
3. Give checklist mark in the scoring column with the following information:
 - 5: Very good
 - 4: Good

- 3: Enough
- 2: Poor
- 1: Very poor

| No | Name of Instrument | Criteria | Score | | | | | Total |
|----|----------------------------------|---|-------|---|---|---|---|-------|
| | | | 1 | 2 | 3 | 4 | 5 | |
| 1 | Material Expert evaluation sheet | a. Clarity of learning objectives in descriptive text. | | √ | | | | |
| | | b. Relevance of descriptive text learning objectives with KD in grade VII SMP students. | √ | | | | | |
| | | c. The scope of discussing descriptive text material. | | | √ | | | |
| | | d. Suitability in explaining the topic of descriptive text. | | √ | | | | |
| | | e. In the delivery of descriptive text learning, it has been Interactivity. | | √ | | | | |
| | | f. Descriptive text material can provide | | | | √ | | |

| | | | | | | | |
|--|--|---|---|---|--|--|--|
| | student learning motivation. | | | | | | |
| | g. The material presented is clearly structured. | | | √ | | | |
| | h. The completeness of the descriptive text material is in accordance with the learning objectives | √ | | | | | |
| | i. The depth of descriptive text material in teaching English can already be used. | | | √ | | | |
| | j. Easy to understand material. | | | √ | | | |
| | k. The material presented is very clear, both in the form of definitions, types, and examples of descriptive text. | | √ | | | | |
| | l. Clarity in conveying material, types, and | | √ | | | | |

| | | | | | | | | |
|--|--|----------------------------------|--|--|--|--|--|--|
| | | examples of descriptive text. | | | | | | |
| | | | | | | | | |




| No | Name of Instrument | Criteria | Score | | | | | Total |
|----|-------------------------|---|-------|---|---|---|---|-------|
| | | | 1 | 2 | 3 | 4 | 5 | |
| 1 | Media expert evaluation | a. The design made is understandable and can be used to teach 7th grade students. | | | | √ | | |
| | | b. media can be used as communication between teachers and students. | | | | √ | | |
| | | c. creative in designing a media | | | √ | | | |
| | | d. effective in design media. | | | √ | | | |
| | | e. in managing media infographics can be used easily | | | | √ | | |
| | | f. media can be used online and offline. | | | | √ | | |
| | | g. The selected media is very appropriate in developing learning in the form of visual media. | | | √ | | | |
| | TOTAL | | | | | | | |

Comments/Suggestions:

Singaraja, 8 May 2021
Expert Judge,

Expert Judge,



Ida Ayu Made Istri Utami, S.Pd., M.Pd.
NIP. 198709172015042002



Appendix 12 Expert judgment material after revision by expert 1

Material Expert Judgment's Sheet

Validator : Luh Diah Surya Adnyani, S.Pd., M.Pd

Institution: Universitas Pendidikan Ganesha

This evaluation sheet is filled by the expert judges. Give checklist mark (√) in the scoring column and if there are comments, it can be filled in the comment column.

The criteria of the instrument was adapted from Findawati & Suprianto (2014), the criteria used by the researcher are 11 criteria to evaluate the material to be delivered to seventh grade students. Below are the criteria that will be used whether they are relevant or not.

| No | Name of Instrument | Criteria | Relevant | Irrelevant | Comments |
|----|----------------------------------|---|----------|------------|----------|
| 1 | Material Expert evaluation sheet | a. Clarity of learning objectives in descriptive text. | √ | | |
| | | b. Relevance of descriptive text learning objectives with KD in grade VII SMP | √ | | |

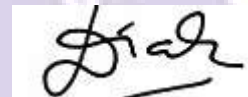
| | | | | | |
|--|--|---|---|--|--|
| | | students. | | | |
| | | c. The scope of discussing descriptive text material | √ | | |
| | | d. Suitability in explaining the topic of descriptive text | √ | | |
| | | e. In the delivery of descriptive text learning, it has been Interactivity. | √ | | |
| | | f. Descriptive text material can provide student learning motivation. | √ | | |
| | | g. The material presented is clearly structured. | √ | | |

| | | | | |
|--|--|---|--|--|
| | h. The completeness of the descriptive text material is in accordance with the learning objectives | √ | | |
| | i. The depth of descriptive text material in teaching English can already be used. | √ | | |
| | j. Easy to understand material. | √ | | |
| | k. The material presented is very clear in the form of definitions, types, and examples of | √ | | |

| | | | | | |
|--|--|---|---|--|--|
| | | descriptive text. | | | |
| | | 1. Clarity in conveying material, types, and examples of descriptive text.. | √ | | |

Singaraja, 11 June 2021

Validator,



Luh Diah Surya Adnyani, S.Pd., M.Pd
NIP. 198309232008122001



Appendix 13 Expert judgment media after revision by expert 1

Media Expert Judgment's Sheet

Validator :Luh Diah Surya Adnyani, S.Pd., M.Pd.

Institution : Universitas Pendidikan Ganesha

This evaluation sheet is filled by the expert judges. Give checklist mark (√) in the scoring column and if there are comments, it can be filled in the comment column.

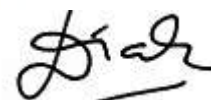
The criteria of the instrument was adapted from Findawati & Suprianto (2014), There are 7 criteria used by the author to evaluate the infographics media used to teach 7th grade students. Below are some criteria that can be used whether they are relevant or not.

| No | Name of Instrument | Criteria | Relevant | Irrelevant | Comments |
|----|-------------------------------|---|----------|------------|----------|
| 1 | Media Expert evaluation sheet | a. The design made is understandable and can be used to teach 7th grade students. | √ | | |
| | | b. Media can be used as communication between teachers and students. | √ | | |

| | | | | |
|--|--|---|--|--|
| | c. Creativity in designing a media. | √ | | |
| | d. Effectiveness in designing media. | √ | | |
| | e. infographics can be used easily | √ | | |
| | be used online and offline. | √ | | |
| | g. The selected media is very appropriate in developing learning | √ | | |

Singaraja, 11 June 2021

Validator,



Luh Diah Surya Adnyani, S.Pd., M.Pd
NIP. 198309232008122001

Appendix 14 Expert judgment after revision by expert 1

Evaluation Sheets

Developing ICT based Infographics of descriptive text as English Teaching on 7th Grade of
Junior High School

By Expert Judges

Title: Developing ICT based Infographics of descriptive text as English Teaching on 7th
Grade of Junior High School

Author: Ni Made Purnami Widyawati

Expert: Luh Diah Surya Adnyani, S.Pd., M.Pd

Institution: Universitas Pendidikan Ganesha

Description

These evaluation sheets are used to judge the quality of the infographics of descriptive text as English teaching on 7th grade of junior high school. This infographics is developed to help teachers in delivering the material by using ICT based infographics of descriptive text to teach English on 7th grade students. Regarding to this point, I do need your response and suggestion about the material and media of this product.

Instruction

1. These evaluation sheets are filled by the expert judges
2. There are 5 scope of scoring for every component
3. Give checklist mark in the scoring column with the following information:
 - 5: Very good
 - 4: Good

- 3: Enough
- 2: Poor
- 1: Very poor

| No | Name of Instrument | Criteria | Score | | | | | Total |
|----|----------------------------------|---|-------|---|---|---|---|-------|
| | | | 1 | 2 | 3 | 4 | 5 | |
| 1 | Material Expert evaluation sheet | a. Clarity of learning objectives in descriptive text. | | | | | √ | |
| | | b. Relevance of descriptive text learning objectives with KD in grade VII SMP students. | | | | | √ | |
| | | c. The scope of discussing descriptive text material. | | | | | √ | |
| | | d. Suitability in explaining the topic of descriptive text. | | | | √ | | |
| | | e. In the delivery of descriptive text learning, it has been Interactivity. | | | | √ | | |
| | | f. Descriptive text material can provide | | | | √ | | |

| | | | | | | | |
|--|--|--|--|--|--|---|--|
| | student learning motivation. | | | | | | |
| | g. The material presented is clearly structured. | | | | | √ | |
| | h. The completeness of the descriptive text material is in accordance with the learning objectives | | | | | √ | |
| | i. The depth of descriptive text material in teaching English can already be used. | | | | | √ | |
| | j. Easy to understand material. | | | | | √ | |
| | k. The material presented is very clear, both in the form of definitions, types, and examples of descriptive text. | | | | | √ | |
| | l. Clarity in conveying material, types, and | | | | | √ | |

| | | | | | | | | |
|--|--------------|-------------------------------|--|--|--|--|--|--|
| | | examples of descriptive text. | | | | | | |
| | TOTAL | | | | | | | |


| No | Name of Instrument | Criteria | Score | | | | | Total |
|----|-------------------------|---|-------|---|---|---|---|-------|
| | | | 1 | 2 | 3 | 4 | 5 | |
| 1 | Media expert evaluation | a. The design made is understandable and can be used to teach 7th grade students. | | | | | √ | |
| | | b. media can be used as communication between teachers and students. | | | | | √ | |
| | | c. creative in designing a media | | | | | √ | |
| | | d. effective in design media. | | | | | √ | |
| | | e. in managing media infographics can be used easily | | | | | √ | |
| | | f. media can be used online and offline. | | | | | √ | |
| | | g. The selected media is very appropriate in | | | | √ | | |

| | | | | | | | | |
|--|--------------|---|--|--|--|--|--|--|
| | | developing learning in the form of visual media. | | | | | | |
| | TOTAL | | | | | | | |

Comments/Suggestions:

Singaraja, 11 June 2021

Expert Judge,



Luh Diah Surya Adnyani, S.Pd., M.Pd.

NIP. 198309232008122001



Appendix 15 Expert judgment material after revision by expert 2

Material Expert Judgment's Sheet

Validator : Ida Ayu Made Istri Utami, S.Pd., M.Pd

Institution: Undiksha

This evaluation sheet is filled by the expert judges. Give checklist mark (√) in the scoring column and if there are comments, it can be filled in the comment column.

The criteria of the instrument was adapted from Findawati & Suprianto (2014), the criteria used by the researcher are 11 criteria to evaluate the material to be delivered to seventh grade students. Below are the criteria that will be used whether they are relevant or not.

| No | Name of Instrument | Criteria | Relevant | Irrelevant | Comments |
|----|----------------------------------|---|----------|------------|----------|
| 1 | Material Expert evaluation sheet | a. Clarity of learning objectives in descriptive text. | √ | | |
| | | b. Relevance of descriptive text learning objectives with KD in grade | √ | | |

| | | | | |
|--|--|---|--|--|
| | VII SMP students. | | | |
| | c. The scope of discussing descriptive text material. | √ | | |
| | d. Suitability in explaining the topic of descriptive text. | √ | | |
| | e. In the delivery of descriptive text learning, it has been Interactivity | √ | | |
| | f. Descriptive text material can provide student learning motivation. | √ | | |
| | g. The material presented is clearly | √ | | |

| | | | | | |
|--|--|--|---|--|--|
| | | structured. | | | |
| | | h. The completeness of the descriptive text material is in accordance with the learning objectives | √ | | |
| | | i. The depth of descriptive text material in teaching English can already be used. | √ | | |
| | | j. Easy to understand material. | √ | | |
| | | k. The material presented is very clear, in the form of definitions, types, and | √ | | |

| | | | | | |
|--|--|--|--|--|--|
| | | examples of descriptive text.. | | | |
| | | 1. Clarity in conveying material, types, and examples of descriptive text. | | | |

Singaraja, 11 June 2021

Validator,

Expert Judge,



Ida Ayu Made Istri Utami, S.Pd., M.Pd

NIP. 198709172015042002

Appendix 16 Expert judgment media after revision by expert 2

Media Expert Judgment's Sheet

Validator : Ida Ayu Made Istri Utami, S.Pd., M.Pd.

Institution : Undiksha

This evaluation sheet is filled by the expert judges. Give checklist mark (√) in the scoring column and if there are comments, it can be filled in the comment column.

The criteria of the instrument was adapted from Findawati & Suprianto (2014), There are 7 criteria used by the author to evaluate the infographics media used to teach 7th grade students. Below are some criteria that can be used whether they are relevant or not.

| No | Name of Instrument | Criteria | Relevant | Irrelevant | Comments |
|----|-------------------------------|---|----------|------------|----------|
| 1 | Media Expert evaluation sheet | a. The design made is understandable and can be used to teach 7th grade students. | √ | | |
| | | b. Media can be used as communication between teachers and | √ | | |

| | | | | |
|--|---|---|--|--|
| | students. | | | |
| | c. Creativity in designing a media. | √ | | |
| | d. Effectiveness in designing media. | √ | | |
| | e. Infographics can be used easily | √ | | |
| | f. Media can be used online and offline. | √ | | |
| | g. The selected media is very appropriate in developing learning. | √ | | |

Singaraja, 11 June 2021
Validator,

Expert Judge,



Ida Ayu Made Istri Utami, S.Pd., M.Pd.
NIP. 1987091720150420002

Appendix 17 Expert judgment after revision by expert 2

Evaluation Sheets

Developing ICT based Infographics of descriptive text as English Teaching on 7th Grade of
Junior High School

By Expert Judges

Title: Developing ICT based Infographics of descriptive text as English Teaching on 7th
Grade of Junior High School

Author: Ni Made Purnami Widyawati

Expert: Ida Ayu Made Istri Utami, S.Pd., M.Pd.

Institution: Undiksha

Description

These evaluation sheets are used to judge the quality of the infographics of descriptive text as English teaching on 7th grade of junior high school. This infographics is developed to help teachers in delivering the material by using ICT based infographics of descriptive text to teach English on 7th grade students. Regarding to this point, I do need your response and suggestion about the material and media of this product.

Instruction

1. These evaluation sheets are filled by the expert judges
2. There are 5 scope of scoring for every component
3. Give checklist mark in the scoring column with the following information:

– 5: Very good

– 4: Good

– 3: Enough

– 2: Poor

– 1: Very poor

| No | Name of Instrument | Criteria | Score | | | | | Total |
|----|----------------------------------|--|-------|---|---|---|---|-------|
| | | | 1 | 2 | 3 | 4 | 5 | |
| 1 | Material Expert evaluation sheet | a. Clarity of learning objectives in descriptive text. | | | | | √ | |
| | | b. Relevance of descriptive text learning objectives with KD in grade VII SMP students.. | | | | | √ | |
| | | c. The scope of discussing descriptive text material | | | | √ | | |
| | | d. Suitability in explaining the topic of descriptive text. | | | | √ | | |
| | | e. In the delivery of descriptive text learning, it has been Interactivity | | | | √ | | |

| | | | | | | |
|--|---|--|--|--|---|--|
| | f. Descriptive text material can provide student learning motivation. | | | | √ | |
| | g. The material presented is clearly structured. | | | | √ | |
| | h. The completeness of the descriptive text material is in accordance with the learning objectives | | | | √ | |
| | i. The depth of descriptive text material in teaching English can already be used. | | | | √ | |
| | j. Easy to understand material. | | | | √ | |
| | k. The material presented is very clear, in the form of definitions, types, and examples of descriptive text. | | | | √ | |


| | | | | | | | | |
|--|--------------|--|--|--|--|---|--|--|
| | | 1. Clarity in conveying material, types, and examples of descriptive text. | | | | √ | | |
| | TOTAL | | | | | | | |



| No | Name of Instrument | Criteria | Score | | | | | Total |
|----|----------------------------|---|-------|---|---|---|---|-------|
| | | | 1 | 2 | 3 | 4 | 5 | |
| 1 | Media expert evaluation | a. The design made is understandable and can be used to teach 7th grade students. | | | | √ | | |
| | | b. Media can be used as communication between teachers and students. | | | | √ | | |
| | | c Creativity in designing a media. | | | | √ | | |
| | | d. Effectiveness in designing media. | | | | √ | | |
| | | e. Infographics can be used easily. | | | | √ | | |
| | | f. Media can be used online and offline. | | | | √ | | |
| | | g. The selected media is very appropriate in developing learning. | | | | √ | | |
| | TOTAL | | | | | | | |

Comments/Suggestions:

Singaraja, 11 June 2021
Expert Judge,

Expert Judge,


Ida Ayu Made Istri Utami, S.Pd., M.Pd.
NIP. 198709172015042002



Appendix 18: Lesson plan of descriptive text

RENCANA PELAKSANAAN PEMBELAJARAN

Class : Seven grade students
Subject : English
Material : Places and Objects at School
Time Allotment : 30 minutes
Date : 04th May 2021

A. Learning Objective

1. Students were able to recognize vocabularies about people, animal, and thing at school in the infographics given.
2. Students were able to describing people, animal, and thing at school in the infographics given.

B. Learning activity

| Phase | Activities | Time Allocation |
|----------------|---|-----------------|
| Pre – Activity | <ul style="list-style-type: none">• Students answer teacher's greeting• Students pray together• Students' attendance are checked by teacher• Students given stimulus about | 10 minutes |

| | | |
|------------------------|---|-------------------|
| | people, animal, and thing at school | |
| Main activity | <ul style="list-style-type: none"> • Students given infographics of descriptive text that contains several vocabularies which was about people, animal, and thing at school from the infographics of descriptive text given. • The teacher shown infographics of descriptive text at the second time • Students try to guess the people, animal, and thing at school and memorize it. • Students were asked to describing people, animal, and thing at school in the infographics given. • Students were asked to follow the teacher and practice how to pronounce the vocabulary. | 20 minutes |
| Post - Activity | <ul style="list-style-type: none"> • Students and teacher song “Hello song” together to end the session. • Students were asked how many | 10 minutes |

| | | |
|------------------------------|---|-------------------|
| | <p>people, animal, and thing at school</p> <p>that they have learned for today's material.</p> <ul style="list-style-type: none"> • Students and teacher pray together to end the class. | |
| TOTAL TIME ALLOCATION | | 30 Minutes |



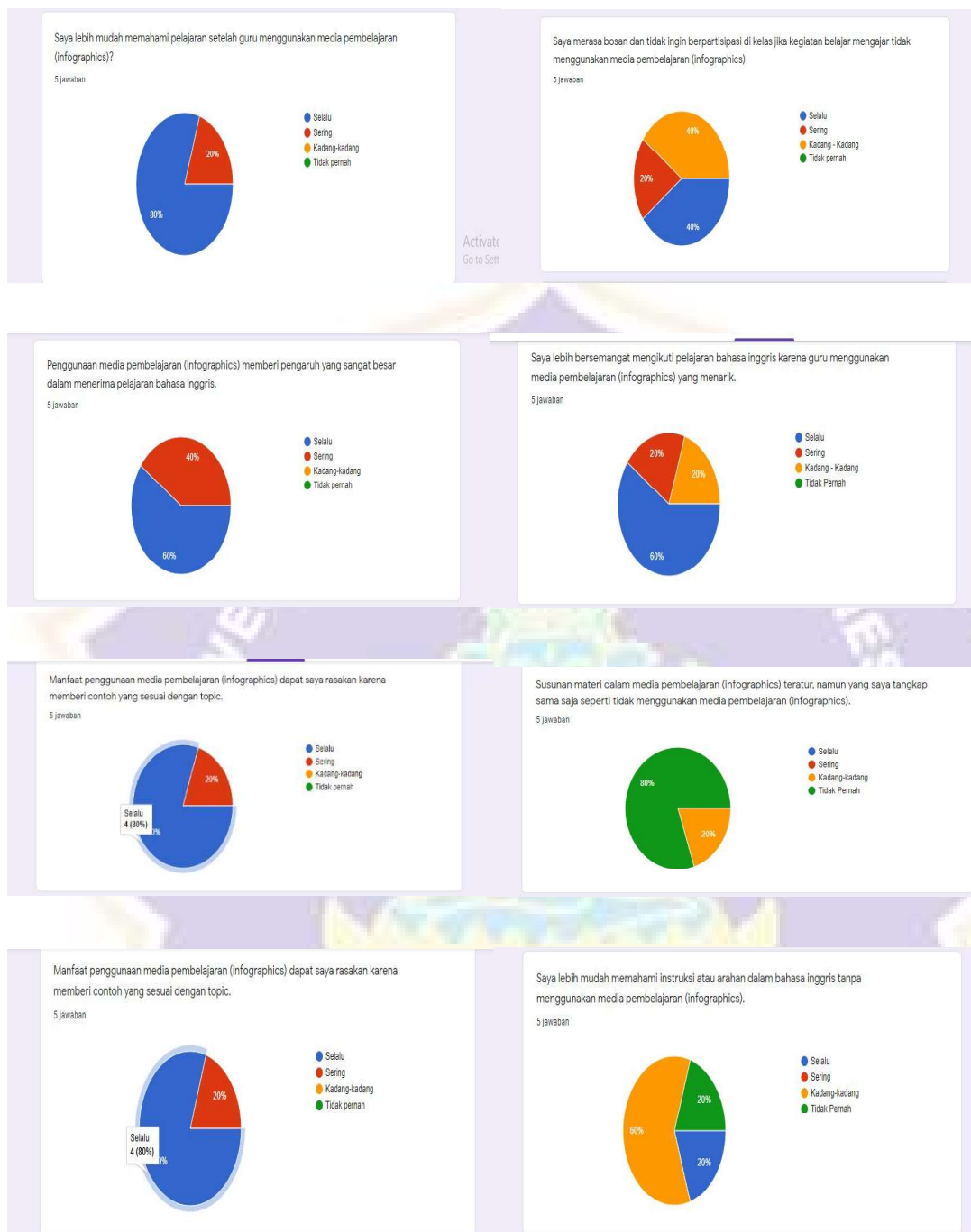
Appendix 19 Questionnaire after implemented the product

| No | Pernyataan |
|----|---|
| 1 | <i>Saya lebih mudah memahami pelajaran setelah guru menggunakan media pembelajaran (infographics)</i> |
| 2 | <i>Saya merasa bosan dan tidak ingin berpartisipasi di kelas jika kegiatan belajar mengajar tidak menggunakan media pembelajaran (infographics)</i> |
| 3 | <i>Penggunaan media pembelajaran (infographics) memberi pengaruh yang sangat besar dalam menerima pelajaran bahasa inggris.</i> |
| 4 | <i>Saya lebih bersemangat mengikuti pelajaran bahasa inggris karena guru menggunakan media pembelajaran (infographics) yang menarik.</i> |
| 5 | <i>Saya merasa tegang atau takut selama mengikuti kegiatan belajar bahasa inggris karena sulit.</i> |
| 6 | <i>Susunan materi dalam media pembelajaran (infographics) teratur, namun yang saya tangkap sama saja seperti tidak menggunakan media pembelajaran (infographics).</i> |
| 7 | <i>Manfaat penggunaan media pembelajaran (infographics) dapat saya rasakan karena memberi contoh yang sesuai dengan topic.</i> |
| 8 | <i>Saya lebih mudah memahami instruksi atau arahan dalam bahasa inggris tanpa menggunakan media pembelajaran (infographics).</i> |
| 9 | <i>Saya merasa lebih terbantu memahami materi setelah guru menggunakan media pembelajaran (infographics) Bahasa inggris karena tulisannya jelas dan menarik.</i> |
| 10 | <i>Saya lebih rajin belajar karena gambar dan warna media pembelajaran (infographics) membuat saya menyukai pelajaran bahasa inggris.</i> |
| 11 | <i>Media pembelajaran (infographics) membuat saya tidak takut lagi pada pelajaran bahasa inggris Karena cakupan materi sesuai dnegan kemampuan saya.</i> |

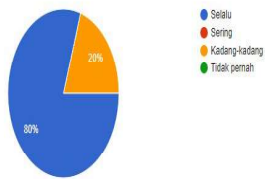
| | |
|----|--|
| 12 | <i>Saya tidak merasakan manfaat media pembelajaran (info graphics) karena tidak menarik.</i> |
|----|--|



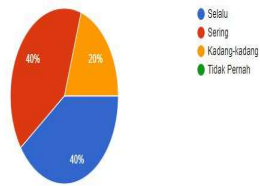
Appendix 20 Transcript questionnaires after implemented the product



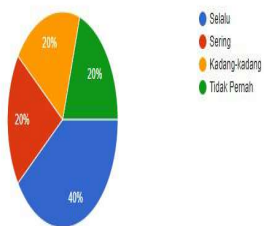
Saya merasa lebih terbantu memahami materi setelah guru menggunakan media pembelajaran (Infographics) Bahasa Inggris karena tulisannya jelas dan menarik.
5 jawaban



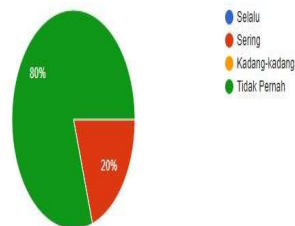
Saya lebih rajin belajar karena gambar dan warna media pembelajaran (Infographics) membuat saya menyukai pelajaran bahasa Inggris.
5 jawaban



Media pembelajaran (Infographics) membuat saya tidak takut lagi pada pelajaran bahasa Inggris Karena cakupan materi sesuai dengan kemampuan saya.
5 jawaban



Saya tidak merasakan manfaat media pembelajaran (Info graphics) karena tidak menarik.
5 jawaban



Appendix 21 Questionnaire for teacher after implement the product

| No | Question |
|----|---|
| 1 | Is the media display attractive? |
| 2 | Can the media help students in the learning process? |
| 3 | Is the delivery of the material easy to understand? |
| 4 | Is the media useful? |
| 5 | Can the media help to recognize learning vocabulary? |
| 6 | Do media help learn more efficiently? |
| 7 | Does the learning process with media make you more enthusiastic? |
| 8 | Can the delivery of material using picture media help students who cannot read yet? |
| 9 | Is the use of media running smoothly? |

Appendix 22 Transcrit questionnaire for teacher after implement the product

| No | Question | Answer | | | |
|----|---|--------|---|----|-----|
| | | SS | S | TS | STS |
| 1 | Is the media display attractive? | ✓ | | | |
| 2 | Can the media help students in the learning process? | ✓ | | | |
| 3 | Is the delivery of the material easy to understand? | | ✓ | | |
| 4 | Is the media useful? | ✓ | | | |
| 5 | Can the media help to recognize learning vocabulary? | ✓ | | | |
| 6 | Do media help learn more efficiently? | | ✓ | | |
| 7 | Does the learning process with media make you more enthusiastic? | | ✓ | | |
| 8 | Can the delivery of material using picture media help students who cannot read yet? | ✓ | | | |
| 9 | Is the use of media running smoothly? | | ✓ | | |

Appendix 23 Riwayat Hidup



RIWAYAT HIDUP

Nama Lengkap : Ni Made Purnami Widya Wati
Tempat Tanggal Lahir : Songan, 04 Desember 1998
Alamat Asal : Br. Ulundanu, Ds. Songan,
Kec. Kintamani, Kab. Bangli
Kewarganegaraan : Indonesia
Agama : Hindu

Penulis menyelesaikan Pendidikan dasar di SDN 1 Songan dan lulus pada tahun 2012. Kemudian penulis melanjutkan Pendidikan di SMPN 4 Kintamani dan lulus pada tahun 2014. Penulis melanjutkan Pendidikan di SMKN 2 Kintamani, setelah lulus SMK penulis melanjutkan S1 Pendidikan Bahasa Inggris di Universitas Pendidikan Ganesha. Pada semester akhir tahun 2021 penulis telah menyelesaikan Tugas Akhir yang berjudul *“Developing ICT Based Infographics As English Teaching On Seven Grade Students In SMPN 4 Kintamani”* Selanjutnya, mulai tahun 2017 sampai dengan penulisan SKRIPSI ini, penulis masih terdaftar sebagai mahasiswa program S1 Pendidikan Bahasa Inggris di Universitas Pendidikan Ganesha.