


APPENDIX 01
OBSERVATION SHEET

No.	Word, Phrase, or Sentence	Type of Language Style	Total of Language Style
1	Excited, Happy, Corona Virus	Language Style Based on Diction	3
2	Bye-bye, but	Language Style Based on Structure	2
3	Please listen to the song carefully! Please pay attention!	Language Style Based on Tone	2
4	-	Language Style Based on Direct and Indirect Meaning	-





APPENDIX 02

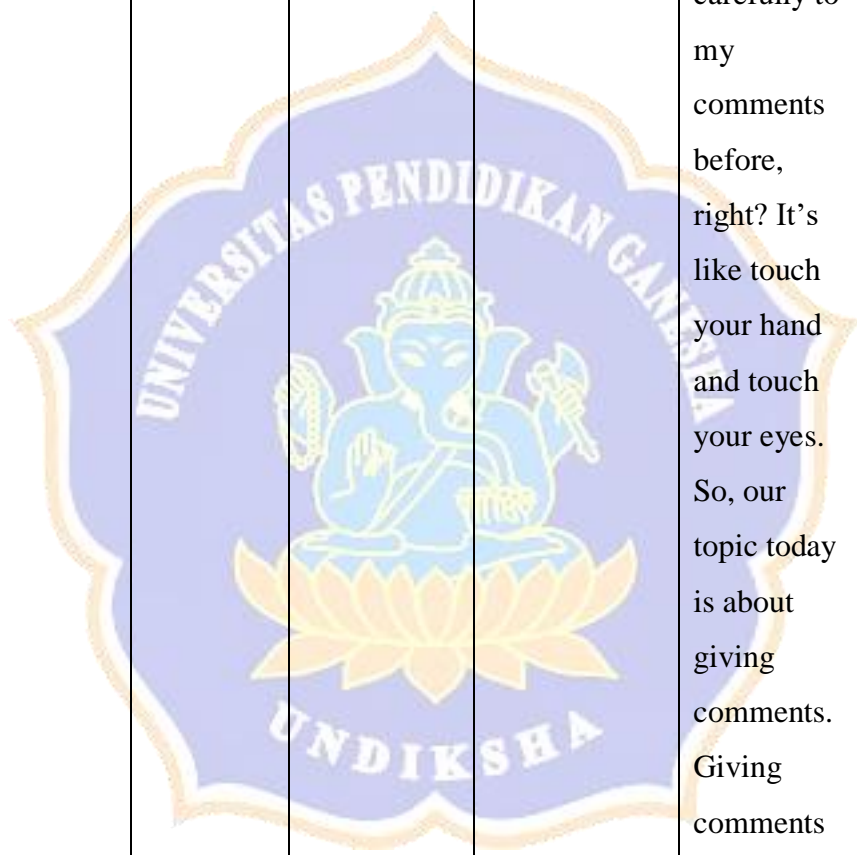
Types of Language Style

Based on the diction						
No	Concrete word	Abstract Word	General word	Specific word	Scientific word	Foreign word
1	<p>T: Okay, we start video. (17</p> <p>S: Can you guys see the screen?</p> <p>S: Yes Ms.</p> <p>T: Okay, you can take a note okay, about the food.</p> <p>S: Okay Ms (C1)</p>	15 expressions	<p>T: Reading. Good. So you do positive activity during quarantine day, right? So today we will learn about public places. Do you know what is public place in Indonesia, in Bahasa Indonesia?</p> <p>S: Tempat umum</p> <p>T: Tempat umum. So during the pandemic we are not</p>	<p>T: Good. Okay students, after you watch the video and write the words that related to the family members in the video. Who can repeat or mention the words that related to the family members that show in the video. Yes, please Yuningsih.</p> <p>S: Grandmother, grandfather, father,</p>	<p>T: Good. I hope that all of you are in a good condition today even though we are on the corona virus diseases situation. We have to keep our healthy, help everybody and also doing activities by washing hands. So, before we start our lesson today, let's take a pray</p>	

			<p>allowed to uh go outside uh the house the home. So we are not go to the public places during the pandemic. So to check your understandi ng about public places I have a video about public places. Please pay attention and if you have to take a note if you have you found that the information is important you can</p>	<p>mother, brother, sister, uncle, and cousin. (C4)</p>	<p>first, I will lead the pray. Pray start. Pray end. Okay students, before we continue to our lesson let us start our warming up activity to make sure that you are ready to our lesson today. Can you stand up, please? Okay, our warming up activity is called as Simon say. When I say Simon Say touch your hand, you have to touch your hand. When</p>	
--	--	--	---	--	---	--

			<p>take a note.</p> <p>Here is the video. The video will tell you how to pronounce several public places and its function.</p> <p>You can repeat the pronunciation after the video. So if the video said airport you can follow with say airport.</p> <p>(C7)</p>		<p>I say Simon say touch your hair, you have to touch your hair. When I say Simon say or the action without saying Simon say, you don't need to touch it, okay?</p> <p>That's all. Simon say, touch your hair. Simon say, touch your nose. Touch your eyes. No, I am not saying Simon say. You still touch your nose. Simon say touch your</p>	
--	--	--	---	--	--	--

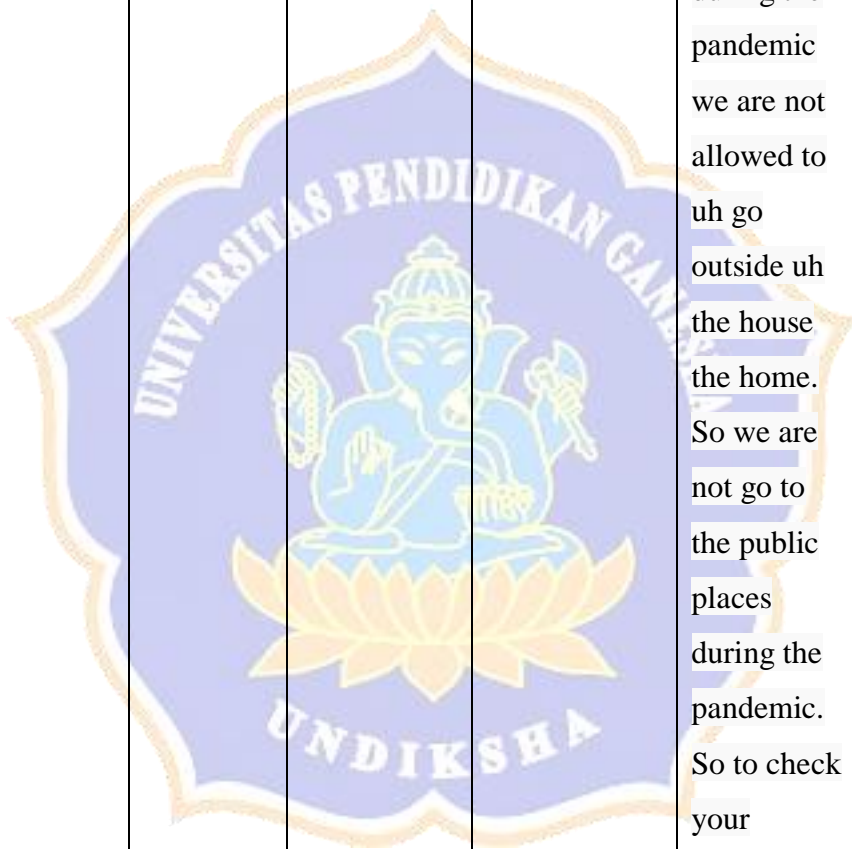
					<p>ear. Touch your mouth. Okay, you can sit down. So, you learn and listen carefully to my comments before, right? It's like touch your hand and touch your eyes. So, our topic today is about giving comments. Giving comments is a certain activities where you deliver comments to the others to do something</p>	
--	--	--	--	--	--	--



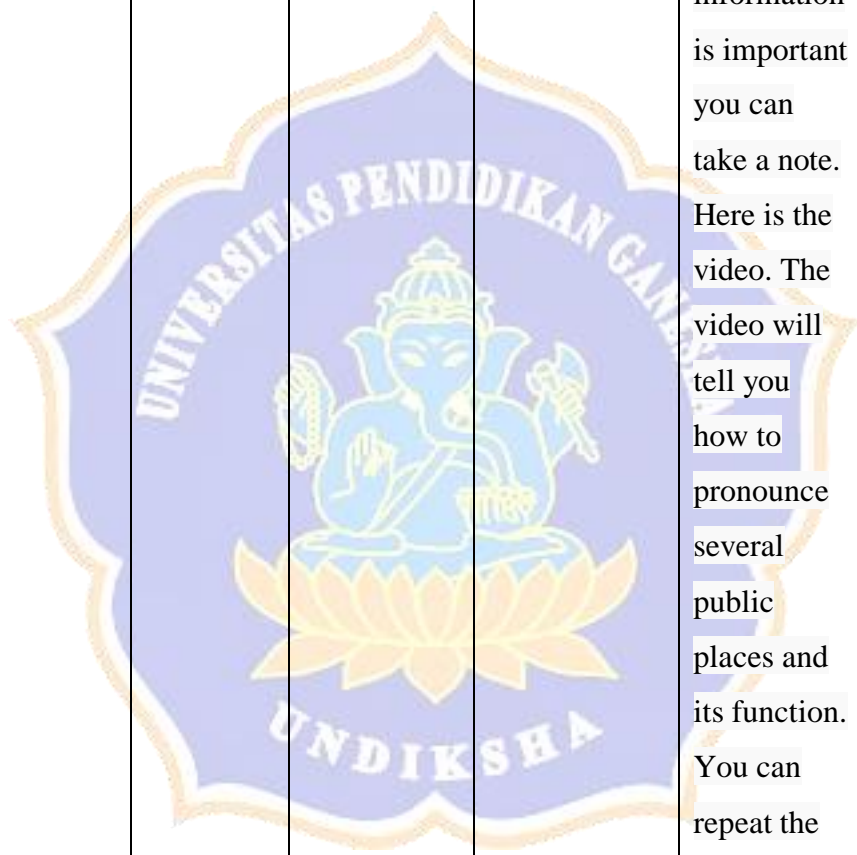
					<p>based on the activity that you want them to do. So, Wida do you think that giving comments is important for you?</p> <p>(C5)</p>
2.	<p>T: Okay, great Melia. See. Ears, what is the function of ears? Ears to?</p> <p>Okay Sandra.</p> <p>S: Hear</p> <p>T: Yes, hear. Mouths, the function of mouth,</p>		<p>T: Okay students, do you understand about the picture that related to the family member?</p> <p>Do you understand?</p> <p>S: Yes sir</p> <p>T: Good. Okay students, now I will check your understandi</p>		<p>T: Good. So we are not meet in the classroom for a while because of the corona virus pandemic, and I am so curious what kind of activity that you do to spend your time during the study from</p>

<p>number three.</p> <p>S: Speak</p> <p>T: Speak.</p> <p>Great!</p> <p>Now, the function of foot</p> <p>S: Me!</p> <p>T: Candra</p> <p>S: Walk</p> <p>T: Walk, walk</p> <p>S: Walk</p> <p>T: Okay great. How about hands?</p> <p>Viona, the function of hand</p> <p>S: Touch</p> <p>T: Okay great. The last one, together, jawab</p>		<p>ng about the material today. Who can repeat or mention again the name of family members that you already learn? Yes please Yuningsih.</p>		<p>home? And so what kind of activity that you do during the quarantine day? Ayu</p> <p>S: Cooking</p> <p>T: Cooking. Good. Kamu?</p> <p>S: Reading</p> <p>T: Reading. Good. So you do positive activity during quarantine day, right? So today we will learn about public places. Do you know what is public place in</p>	
--	--	--	--	--	--

	<p>bersama-sama!</p> <p>What is the function of nose?</p> <p>S: Smell</p> <p>(C3)</p>				<p>Indonesia, in Bahasa Indonesia?</p> <p>S: Tempat umum</p> <p>T: Tempat umum. So during the pandemic we are not allowed to uh go outside uh the house the home. So we are not go to the public places during the pandemic. So to check your understanding about public places I have a video about public places.</p>	
--	---	--	--	--	---	--



					<p>Please pay attention and if you have to take a note if you have you found that the information is important you can take a note. Here is the video. The video will tell you how to pronounce several public places and its function. You can repeat the pronounciati on after the video. So if the video said airport you can follow with</p>	
--	--	--	--	--	--	--



					say airport. (C7)	
3	<p>T: Okay, this is about puzzle game. How you finish the puzzle is by listen to a short story about time. So, you have to arrange, not arrange, you have to match the puzzle based on the time that mention in the video, okay?</p> <p>S: Okay</p> <p>T: Okay that's all about the</p>			<p>T: Tempat umum. So during the pandemic we are not allowed to uh go outside uh the house the home. So we are not go to the public places during the pandemic. So to check your understanding about public places I have a video about public places. Please pay attention and if you have to take a note if you have you found that the information</p>	<p>T: Very good! So before we start our lesson today let's pray together. I will lead the pray. Pray start. Pray end. All right students, I think you guys already know about corona virus or covid-19 right? So don't forget to wash your hand as much as possible and drink your</p>	

<p>video. So, this is the puzzle that I will give to you. You have to work together, okay? All of you work together to finish this puzzle. I will give you one example only. So, this long puzzle says 5 o'clock, so you have to see the analog time, analog clock I mean and you put it together then you find the digital one digital one. Five o'clock and you put it together, so, it will be shipped on</p>			<p>is important you can take a note. Here is the video. The video will tell you how to pronounce several public places and its function. You can repeat the pronunciation after the video. So if the video said airport you can follow with say airport. S: Airport, bank, department store, Eiffel tower, castle, library, museum, opera house, police</p>	<p>vitamin. All right student, let's start our day with sing a song together. Do you want to sing the song together with me? S: Yes Ms C12</p>	
--	--	--	---	--	--

	<p>rectangle. Okay are you ready (C6)</p>			<p>station, school, zoo (C7)</p>	
4	<p>T: So airport in Indonesia is called as Bandara. What is the function of airport? Airport is the place of a plane. If you want to go to abroad you have to go by plane so you have to visit airport or bandara. Bank in Indonesia is called bank. So bank in Indonesia is called as</p>				<p>T: Okay. If you come out don't forget to bring face mask and wash your hand with hand sanitizer. It is to decrease the corona virus disease pandemic. Before we start the lesson let pray first. I will lead the pray. Pray start. Pray end. Okay students, on your holiday,</p>

<p>bank, the place you can saving your money. Do you know what court in Indonesia?</p> <p>S: Pengadilan</p> <p>T: Good. Pengadilan . Do you know what is department store in Bahasa Indonesia?</p> <p>S: No</p> <p>T: Departmen t store in Indonesia can be said like took swalayan. The place that you</p>				<p>what have you done in holiday?</p> <p>S: Stay at home</p> <p>T: Okay good point. You should stay at home because we in covid-19 pandemic. How about Vira?</p> <p>C12</p>	
---	--	--	--	---	--

can buy
some
goods or
some stuff
like food,
clothes,
like that.
Do you
know what
Eiffel
tower is?

S: Menara

T: Menara
Eiffel.

Where is
Eiffel
Tower
located?

Dimana
tempatnya
Eiffel
Tower?

S: Prancis

T: Prancis
di Paris
yeah good.

Do you
know what
is kiosk?

Like small



place to
sell
something
like kios-
kios toko-
toko kecil
and it can
be
gerobak.

What is
library?

S:
Perpustaka
an

T: What
kind of
activity
that you
can do in
library?

S: Reading

T:
Reading!
So you can
read the
book in
library and
borrow the
books. Do
you know



<p>what is borrow in Bahasa Indonesia?</p> <p>S: Membaca buku</p> <p>T: Meminjam ! Borrow is meminjam. Reading is membaca. Next, museum, do you know what is museum? Have you ever visit museum before? Pernah ke museum?</p> <p>S: No</p> <p>T: Do you know what is the function of</p>					
--	--	--	--	--	--




<p>museum?</p> <p>S: Barang atau suatu yang sudah langka.</p> <p>T: Iya betul, sesuatu yang sudah langka berkaitan dengan sejarah-sejarah yang ada. Next, do you know what is opera house?</p> <p>S: Panggung besar</p> <p>T: Ya, and opera house is located in Australia. Do you know the</p>					
--	--	--	--	--	--



	<p>function of temple?</p> <p>S: Sembahyang</p> <p>T: Untuk sembahyang. So do you already understand about public places now? (C7)</p>					
5	<p>T: Okay great. That's all the animals that we are going to learn today. Now who wants to try to tell all of us, siapa yang mau</p>				<p>T: Ye great! So the definition of procedure text is a text that is designed to describe how something is achieved through a</p>	

<p>memberi tahu kepada kita lima nama hewan dan suaranya. Satria, satria wants to try? Please stand up, Satria! Stand up. Berdiri. Coba sebutkan lima nama hewan yang sudah pelajari tadi! Hewan apa saja tadi ada?</p> <p>S: Dog, cat, bird, horse, cow</p> <p>(C11)</p>				<p>sequence of action or steps. Procedure text has purposes to tell and inform the reader how to make something in an appropriate ingredients and steps. Next is about the generic structure of procedure text. Actually procedure text has three generic structures. So who knows those three generic structures</p>	
---	--	--	--	---	--

					<p>of procedure text?</p> <p>S: Me! They are the goal, ingredients and steps.</p> <p>C.10</p>	
6	<p>T: Okay please share to your friend. What things did you coloring? Please tell me what things in Erin's bedroom?</p> <p>S: There is bed, lamp, carpet, wardrobe and book shelf</p>					

	<p>T: Okay good. How about Laksmi?</p> <p>S: In Febri's bedroom, there are lamp, bed, desk, chair and book shelf</p> <p>T: Great! How about Laksmi's bedroom?</p> <p>S: In Laksmi's bedroom, there are lamp, bed, desk, wardrobe and bookshelf.</p> <p>(C.14)</p>					
7	<p>S: The cat is in the box.</p>					



<p>T: Yes great. The cat is in the box. And the number two</p> <p>S: The dog is under the table</p> <p>T: Great. Number three</p> <p>S: The fish is in the aquarium</p> <p>T: Yes great. The fish is in the aquarium.</p> <p>(C.15)</p>					
---	--	--	--	--	--



Based on Structure					
No	Parallelism (bisa saling menggantikan tanpa mengubah makna)	Antithesis (However, but, whereas)	Repetition	Climax	Anticlimax
		<p>T: Good! So this is the learning objective; you are able to mention the type of occupation and the last is you are able to make conversation about occupation. So the first material we will learn about type of occupation. Okay let's we mention the types of occupation but you say like this.</p>	<p>T: The material today is about like and dislike. First, asking. Repeat after me, okay? Do you like blah, blah, blah?</p> <p>S: Do you like blah, blah, blah?</p> <p>T: Does she like blah, blah, blah?</p> <p>S: Does she like blah, blah, blah?</p> <p>T: Okay, now answering. Okay, repeat</p>	<p>T: That's all for our lesson today. Thank you for your participation today. Stay healthy and see you on the next meeting. Bye.</p> <p>S: Bye</p> <p>(C.2)</p>	<p>T: Wow everyone present today. Okay it's great! Before we start our lesson today, I have a little bit curious about your activity at home. Have you ever made something at your home?</p> <p>S: Yes Ms, I have.</p> <p>(C.10)</p>

	<p>This is a teacher. I am a teacher. And you repeat after me. She is a teacher.</p> <p>(C.9)</p>	<p>after me. I like</p> <p>S: I like</p> <p>T: If you don't like you have to answer I don't like</p> <p>S: I don't like</p> <p>T: Do you understand students?</p> <p>S: Yes</p> <p>(C1)</p>			
	<p>T: Yes it's great! So everyone has nice experiences in making something, right? But if you want to make something, what exactly you need to serve before make it? Can</p>	<p>T: Good. Okay students please look at the picture and please look at the simple sentence. Okay students, the first picture is father. Repeat after me!</p>	<p>T: Okay, this is about puzzle game. How you finish the puzzle is by listen to a short story about time. So, you have to arrange, not arrange, you have to match the puzzle based</p>		

		<p>anyone answer?</p> <p>S: Me! We need to serve the ingredients and the tools.</p> <p>(C.10)</p>	<p>This is father.</p> <p>S: This is father.</p> <p>T: The second picture, this is mother.</p> <p>Repeat after me! This is mother.</p> <p>S: This is mother.</p> <p>T: Good. The third picture is this is brother and sister. Repeat after me!</p> <p>This is brother and sister.</p> <p>S: This is brother and sister.</p> <p>T: Good. The next picture, this is grandfather.</p> <p>Repeat after</p>	<p>on the time that mention in the video, okay?</p> <p>S: Okay</p> <p>(C.6)</p>	
--	--	---	--	---	--

			<p>me! This is grandfather.</p> <p>S: This is grandfather.</p> <p>T: Good. The last picture, this is grandmother.</p> <p>Repeat after me! This is grandmother.</p> <p>S: This is grandmother.</p> <p>(C.4)</p>	
		<p>T: You practice Balinese dance? Okay great. Maybe you should practice Balinese dance at home because we should not go outside while this corona pandemic,</p>	<p>T: Alright. Great job students! Now we will learn about expression. So expression is someone emotions that can be seen on their face. Now I have six cards that can help you to know kind</p>	<p>T: Great answer! Before we end today today's material, lets pray together. Please sit in a good position, okay? I will lead the pray. Pray start. Pray end. Okay see you later student. Thank you for today.</p>

		<p>but you can enjoy your holiday at home like watching TV, playing game and the other else maybe in this season in Bali you playing a kite. Okay talking about holiday. Our today's material is about holiday. Who like holiday?</p> <p>S: Me.</p> <p>(C.13)</p>	<p>of expressions. Now repeat after me!</p> <p>Happy.</p> <p>S: Happy</p> <p>T: Sad</p> <p>S: Sad</p> <p>T: Angry</p> <p>S: Angry</p> <p>T: Sleepy</p> <p>S: Sleepy</p> <p>T: Tired</p> <p>S: Tired</p> <p>T: Hungry</p> <p>S: Hungry</p> <p>C.8)</p>	<p>S: Thank you Ms. Bye.</p>	
		<p>T: Okay listen to the song. I will play the song. You listen to the song while answering</p>	<p>T: Good! So this is the learning objective; you are able to mention the type of occupation</p>		

		<p>the question.</p> <p>Okay students, time is up!</p> <p>Okay, please write your answer in front of the class. Okay let us check together.</p> <p>Number one is every day, okay right.</p> <p>Number two well done, okay.</p> <p>Number three, yes.</p> <p>Number four party.</p> <p>Number five is not fun but the answer is holiday, it's false.</p> <p>Number six happy, okay.</p> <p>Number seven, it is wrong.</p> <p>Number five</p>	<p>and the last is you are able to make conversation about occupation.</p> <p>So the first material we will learn about type of occupation.</p> <p>Okay let's we mention the types of occupation but you say like this. This is a teacher. I am a teacher.</p> <p>And you repeat after me. She is a teacher.</p> <p>S: She is a teacher</p> <p>T: I am a doctor</p> <p>S: He is a doctor</p> <p>T: I am a</p>	
--	--	---	---	--

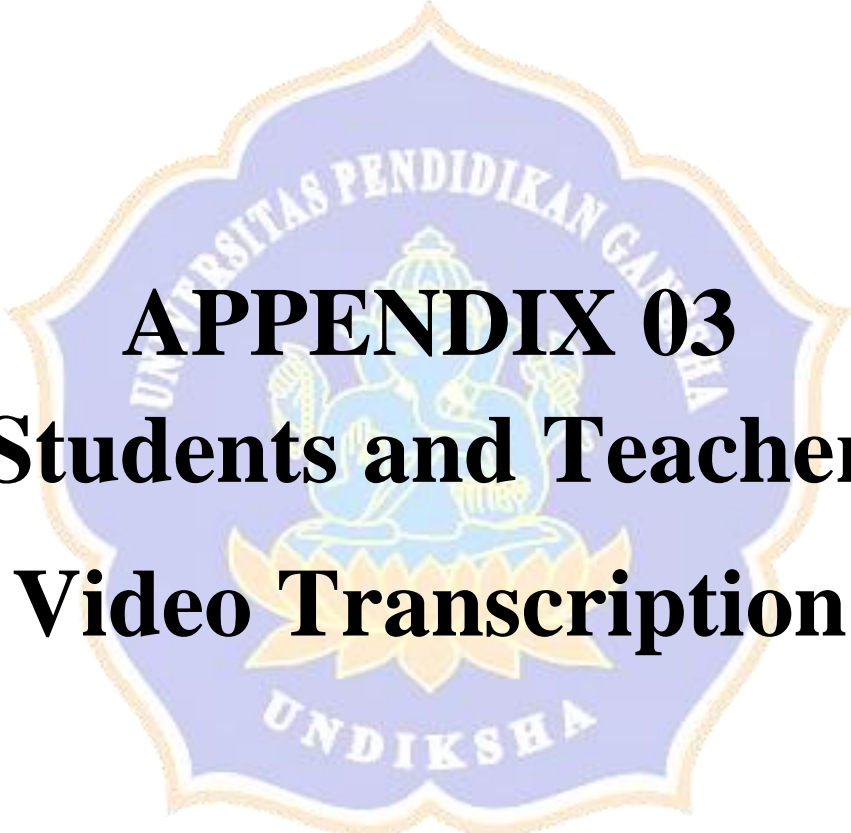
		<p>and seven of the answer, holiday should number five, fun should number seven, okay false. Number eight just, number nine beginning, okay right, number ten now. You both of you is two false, so your score eight. Okay give applause to you. Okay student, you have finished the fill in the blank question and answer. Now I want to know, what is today's</p>	<p>soldier S: He is a soldier T: I am a nurse S: She is a nurse T: I am a student S: He is a student (C.9)</p>		
--	--	---	--	--	--

		<p>lesson that you get today?</p> <p>S: I get new vocabularies</p> <p>(C.13)</p>			
		<p>T: Okay I will explain to you. On if something is above the thing but they are stick together. In is if something is for example, let's call it box, the pen is in the box. And then under, meaning that something is lower than something else, like this. The pencil is under the</p>	<p>T: Anjing! Anjing is dog. Okay now look at this I have some picture of animals. Ms punya beberapa gambar binatang-binatang. Okay let we see closely the picture of the dog. Please repeat after me! T: This is dog</p> <p>S: This is dog</p> <p>T: This is cat</p> <p>S: This is cat</p> <p>T: This is</p>		

		<p>box. Okay, let's do the task to make sure you understand about the preposition. Don't worry if you cannot answer all the questions because we still learning, right? Kita masih belajar. Okay I will give you five minutes to do the assignment and then let's check the answer letter, okay? Let's start! Don't cheat! If you can't answer all the question, it's okay. Okay time is up.</p>	<p>bird S: This is bird T: This is cow S: This is cow T: This is goat S: This is goat T: This is fish S: This is fish (C.11)</p>		
--	--	--	--	--	--

		<p>Let's check your answer. Who can answer number one? Okay Sinta. S: The cat is in the box. (C.15)</p>			
--	--	---	--	--	--





APPENDIX 03
Students and Teacher
Video Transcription

Note:

In the transcription, the teacher's name will be written in code **T**, meanwhile the students' name will be written in code based on their initials. For instance:

Putu Rian Damayanti will be written as **PRD**

(Student: NPPL)

T: Hello students, good morning.

S: Hello, good morning Ms.

T: How are you today?

S: I 'am good

T: Are you serious, you are good?

S: Yes

T: Okay, good. Before we start the lesson, let's pray together. I will lead the pray and pray begin.

T: Okay pray end.

T: Is there anyone absent today?

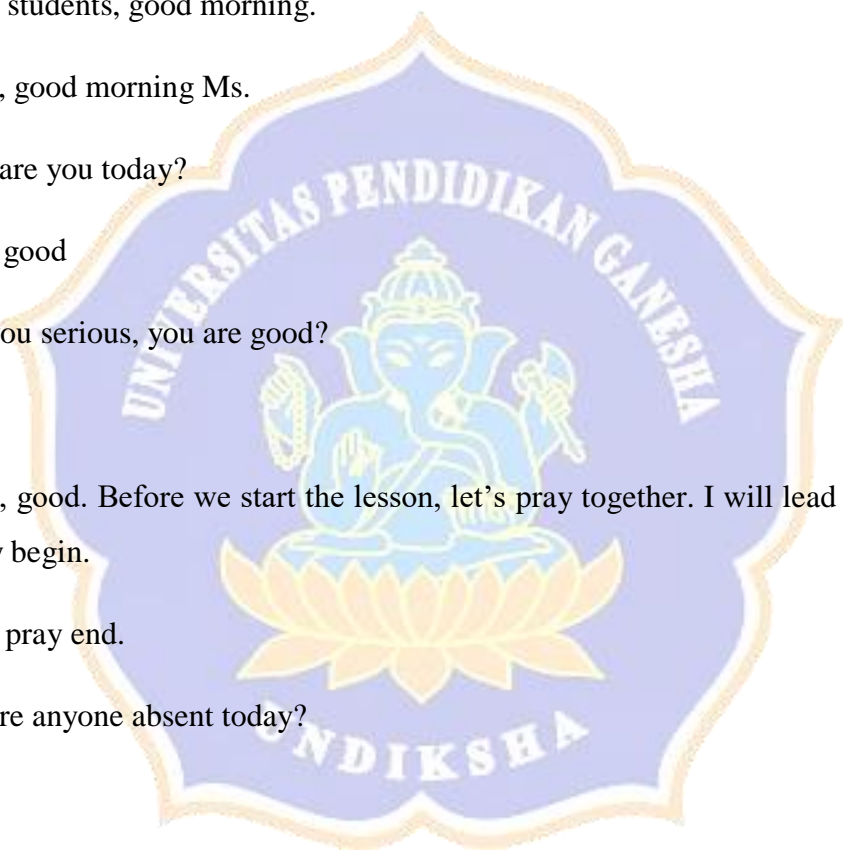
S: No

T: Okay, good job. Before we start the lesson, I want to ask you a question. I bet you all like it, right?

S: Yes

T: What is your favorite food?

S: I like noodle, I like fried chicken.



T: Noodle and fried chicken. Okay. So, because the situation is currently not good, how about we watch a video? Do you want to watch the video?

S: Yes Ms

T: Okay, we start video.

S: Can you guys see the screen?

S: Yes Ms.

T: Okay, you can take a note okay, about the food.

S: Okay Ms

T: Okay give applause. Now, I want each of you mention the food or drink that mention in the video, okay?

S: Okay

T: Start from Tio

S: I got five. First is, orange, apple, mango, ice cream and candy

T: Okay, good job. Give applause! Do you like them?

S: Yes, I like them, Ms.

T: Okay, how about Vita, what did you get?

S: I got beef, chicken, fish, pork, carrots, broccoli, peas, and zucchini.

T: Okay, good job. More than Tio, right? Do you like them?

S: Yes, I like them.

T: Okay, good job. So, now from that video I hope you guys know the food and drinks that you like.

S: Yes

T: How about we listen to the next video?

S: Okay Ms

T: Okay, you guys can take a note, okay?

S: Okay

T: Okay, in the first listen what did you found?

S: Like and dislike

T: Yes, good job. So, now what did, what does Jonny like?

S: He like, strawberry yogurt, he like peaches

T: Okay, good job. I want to explain to you about the material that we will learn today, okay? So, now look at the screen. Okay, do you guys see the screen clearly?

S: Yes

T: The material today is about like and dislike. First, asking. Repeat after me, okay?

Do you like blah, blah, blah?

S: Do you like blah, blah, blah?

T: Does she like blah, blah, blah?

S: Does she like blah, blah, blah?

T: Okay, now answering. Okay, repeat after me. I like

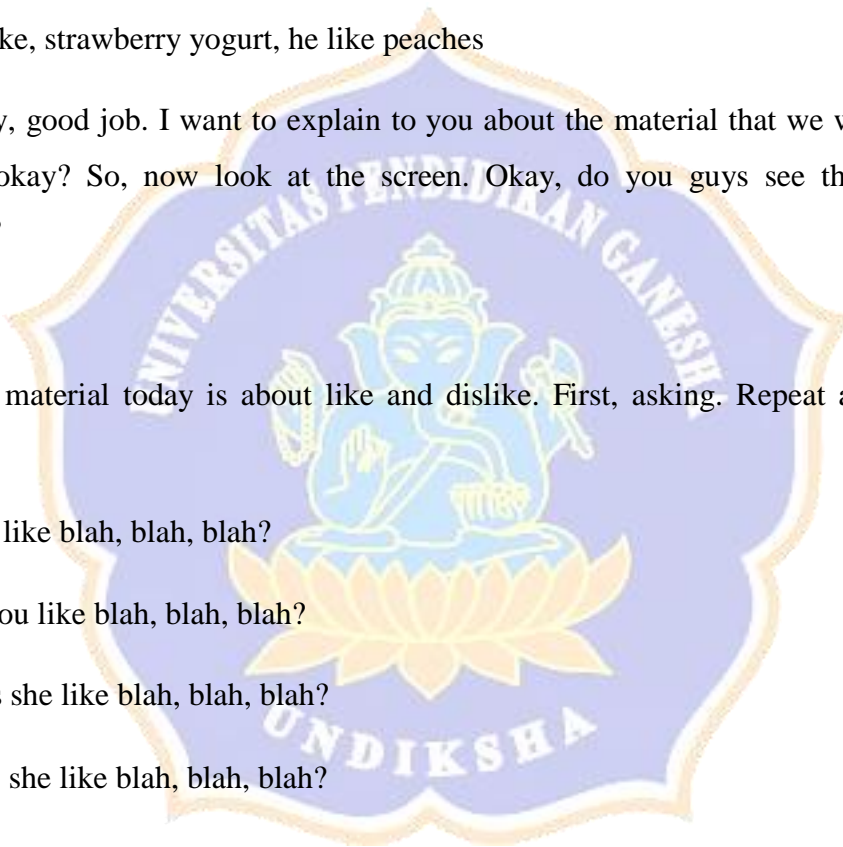
S: I like

T: If you don't like you have to answer I don't like

S: I don't like

T: Do you understand students?

S: Yes



T: Okay, next slide. Do you know what it is?

S: Yes, I know its hamburger

T: Okay. Vita can you ask Tio if she like hamburger or not?

S: Okay. Tio, do you like hamburger?

S: I like hamburger

T: Okay, good job. Next slide. What is this?

S: It's Pizza

T: Tio, can you ask Vita?

S: Vita, do you like Pizza?

S: Yes, I like pizza

T: Okay, next slide. What is this?

S: Its avocado juice.

T: Vita, can you ask Tio now?

S: Tio, do you like avocado juice?

S: I like avocado juice

T: Okay, good job. Okay, so you guys know how to ask and answer the question if someone asked you do you like something right?

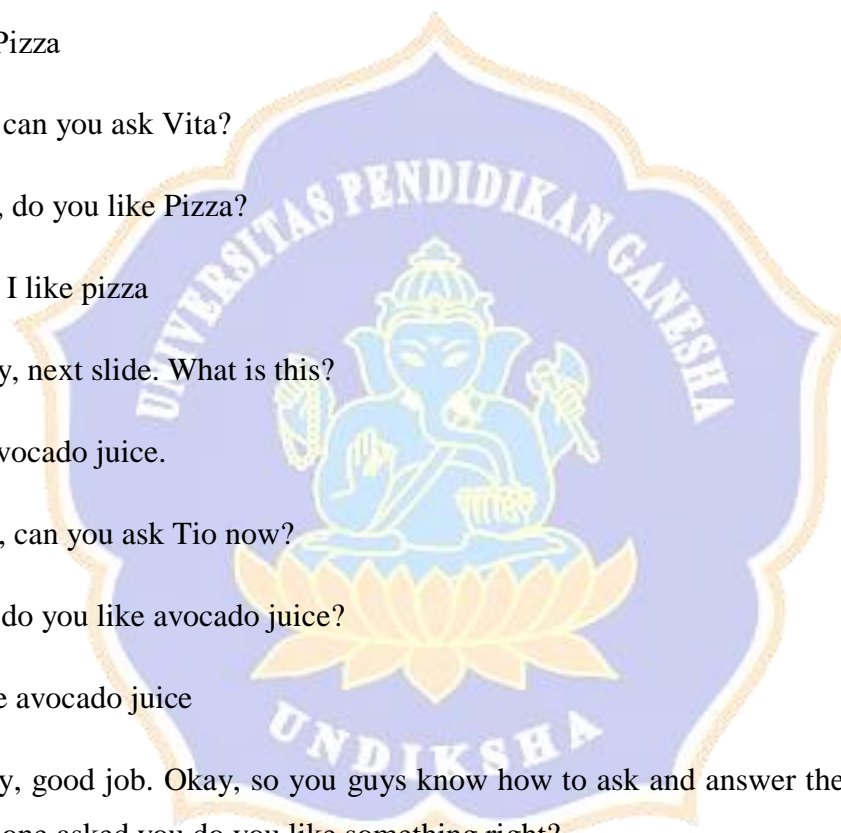
S: Yes Ms

T: Do you enjoy the two videos that we have watch?

S: Yes, I do like it.

T: Okay, good job. So, now I want you to discuss the difficulties. Is there any difficulties that you have that you encounter today?

S: No



S: I have Ms

T: Okay, Tio. What is that?

S: If someone ask me if I like something and I don't know to and I don't know how it tastes. What should I say ms?

T: Okay, you can casually say I don't know because I don't know the taste. Do you understand?

S: Yes ms, I understand.

T: I think you have taste every food right? Am I right?

S: Yes ms

T: Because you guys like eating right? So now who wants to conclude the material?

S: Me

T: Okay, Vita.

S: So, today we have learn about like and dislike.

T: Okay, good job. Tio, is there anything?

S: Okay, so today we learned about how to ask someone if they like the food and how to respond it.

T: Okay, good job. That's all about the material today. Thank you so much guys. See you.

S: See you.

(Student: KSS)

T: Hello everyone, my name is Komang Sri Swandewi. I am from 6 D class. My student number is eleven twelve. In this video I will show you the simulation in teaching about the material introduce yourself and then happy watching.

Good morning students.

S: Good morning Ms.

T: How are you today?

S: I 'am fine, and you?

T: I 'am fine too. Now, before we start the lesson. Let's pray together. I will lead the pray. Okay, pray start. Pray end. Students, who is absent today?

S: There is no Ms.

T: No? Okay, all of you attend this meeting. Good students. Now, please all of you stand up! Stand up! Make a circle! Yeah, good. Okay students, now I will give you a game. The name of the game is identity game. I will play the song and then who is hold this pen will give the friend next to you. When the song stop, you can get a question from me, right? And then after that, you will let continue the game. Do you understand?

S: Yes Ms.

T: Are you ready for the game?

S: Ready!

T: Good. Okay let's play the game! Start from here. Okay, who is holding the pen? Raise your hand! Yeah, I have a question, who is your name?

S: My name is Alia.

T: Okay, what is your favorite color?

S: My favorite color is black.

T: Good student. Now, let's continue the game! Please pay attention to the song.
Okay, I have a question, what is your name?

S: My name is Widya.

T: Where do you live?

S: I live in Penaga village.

T: What is your favorite food?

S: My favorite food is bakso.

T: Good student. Give applause for your friend! Okay now please all of you sit down! From the several question in the game, can you guess what we are going to learn today?

S: Me!

T: Okay Ayu.

S: Introduce yourself.

T: Good job. Today we are going to learn introduce yourself. Now, I will show you the picture about how to introduce yourself. Please pay attention on the slide students! I will read the text on the picture and all of you can follow.

Hello my name is Edo.

S: Hello my name is Edo.

T: I am twelve years old.

S: I am twelve years old.

T: I am a student of SMP N 2 Biak

S: I am a student of SMP N 2 Biak

T: I live in Biak Papua

S: I live in Biak Papua



T: I like swimming and reading books.

S: I like swimming and reading books.

T: My favorite color is green.

S: My favorite color is green.

T: My favorite food is fried rice.

S: My favorite food is fried rice.

T: Nice to meet you.

S: Nice to meet you.

T: Good job students. If you have any question, raise your hand.

S: What is nice to meet you in Indonesia?

T: Nice to meet you in Indonesia means senang bertemu denganmu. These expressions you can say when you end introduce yourself. Do you get it?

S: Yes Ms

T: Okay then. I will give you the exercise. Please complete the sentence in the exercise and then I will give you four minute to do the exercise. Do you understand?

S: Yes Ms

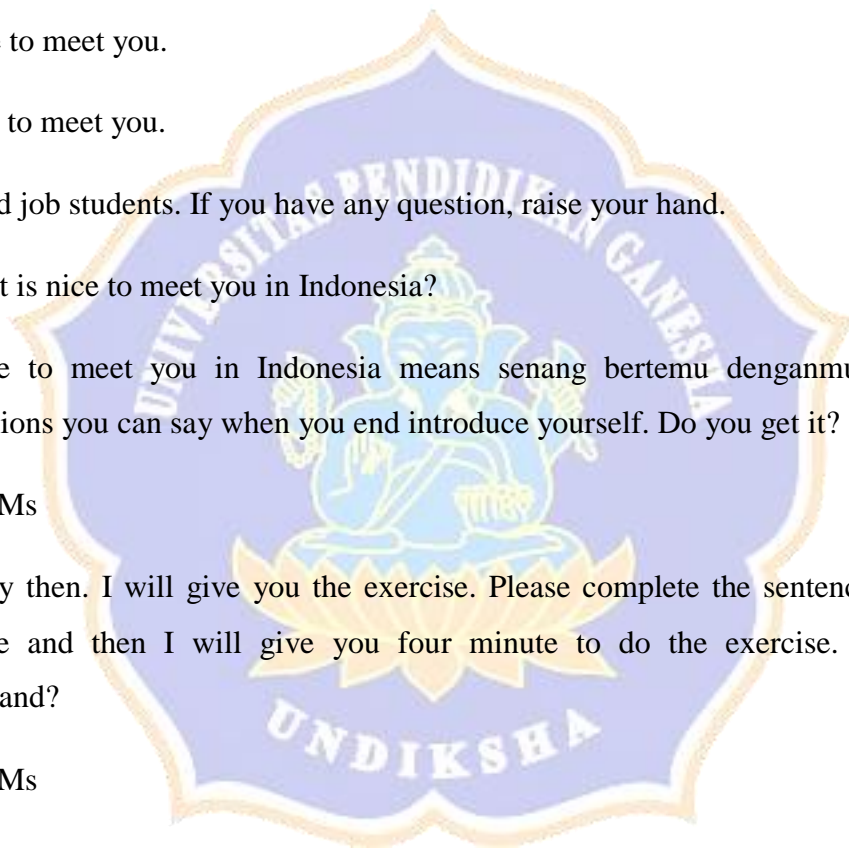
T: Okay students you can start from now! If you have any question related to the exercise you can ask to me.

Have you done students?

S: Yes Ms

T: Now, I ask you to read the text in front of the class one by one. Who want to try to read the text?

S: Me



T: Okay you.

S: Hello, my name is Ayu Trisnawati. I am eleven years old. I am a student of SD N 5 Banyuasri. I live in Sedaja village. My favorite color is yellow. My favorite food is bakso. Nice to meet you.

T: Okay, good Ayu. Give applause to your friend! This is for you.

S: Thank you Ms.

T: Okay Ayu, you can sit down. The other student, who want to try again? Lia.

S: Hello my name is Luh Widyaantari. I am eleven years old. I am a student of SD N 5 Banyuasri. I live in Kerobokan village. I like dancing and swimming. My favorite color is red. My favorite food is ketoprak. Nice to meet you.

T: Good Widya. Give applause for your friend! Okay, this is for you.

S: Thank you Ms

T: Okay, sit down please! Students, from our material today about how to introduce yourself, do you already understand?

S: Yes Ms

T: Okay, because all of you already understand about our material today, I have a question. When you introduce yourself, what should we mention? Raise your hand!

S: Name, address, hobby, and so on.

T: Yeah good Widya! When we introduce ourselves, we should mention name, address, my favorite color, food and so on. Do you get it students?

S: Yes Ms

T: Good job. I am sure all of you already understand our material today right?

S: Yes

T: That's all for our lesson today. Thank you for your participation today. Stay healthy and see you on the next meeting. Bye.

S: Bye

T: Okay everyone, that's all my video. I do apologize if I have some mistakes in this video. Thank you for watching. Bye.

(Student: KPD)

T: Hello everyone. Good morning.

S: Good morning.

T: How are you?

S: I am fine and you?

T: I am fine too. Thank you. Before we start our lesson, let's pray together. I will lead the pray. Pray start. Pray end. All right, is there anyone absent today?

S: No

S: No? Great students! Thank you so much. So in today's lesson, what kind of activities that you want to learn ?

S: Part of body.

T: Part of body? Okay because you want to learn about part of bodies, so I will tell the learning objective. The learning objective part of body, the first one you as a student are able to repeat the word of part of body from the video that I will show you later. The second one, you as a student are able to identify the function of each part of body, okay?

S: Okay

T: Now, are you ready to start our lesson?

S: Yes

T: Are you ready?

S: Yes

T: Are you ready?

S: Ready!

T: Okay thank you so much. Now we will watch the video. Please repeat after the video say, okay?

S: Hair, forehead, eyebrow, eye, cheek, ear, lip, nose, tongue, tooth, chin, neck, shoulder, chest, arm, elbow, forearm, wrist, hand, waist, thigh, knee, leg, calf, foot, toes, hell.

T: Can you remember the part of the body?

S: Yes

T: Okay great. For the next activities, do you want to sing a song?

S: Yes

T: Now you will sing a song. I will give the example first. The first song you can hear me. Listen to me! This is my head, this is my hair, my ear, my forehead, eyebrow and eyes, my nose and cheek, my lip and mouth, my tooth and tongue, my chest and neck. Can you sing the song?

S: Yes

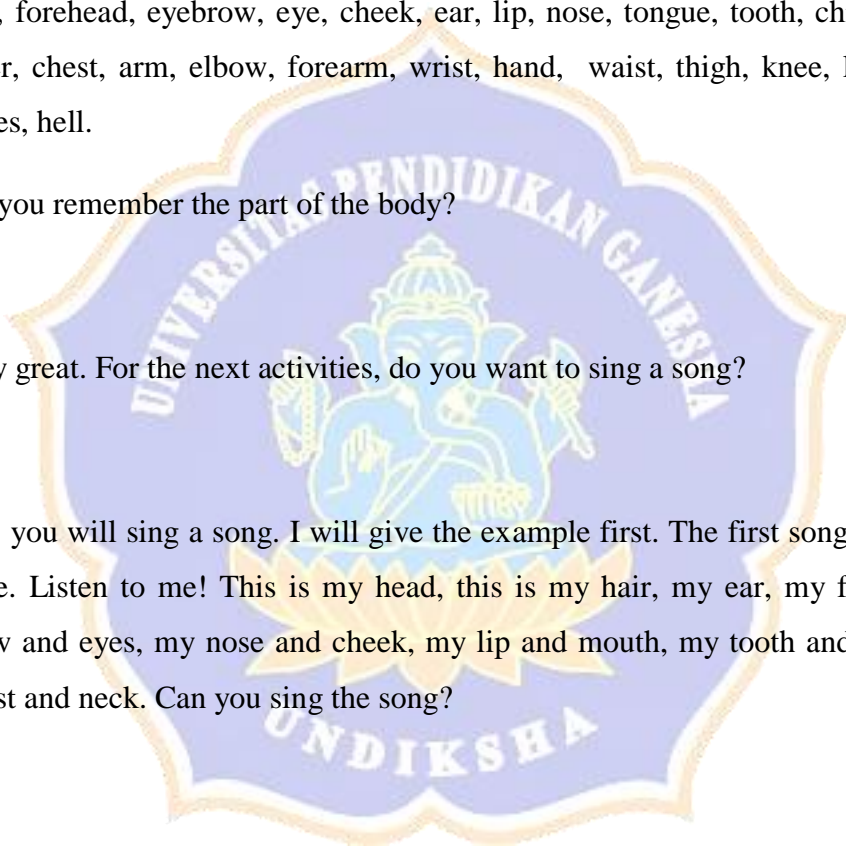
T: Okay stand up! Stand up! We will sing together. One, two, three!

S: This is my head, this is my hair, my ear, my forehead, eyebrow and eyes, my nose and cheek, my lip and mouth, my tooth and tongue, my chest and neck.

T: Okay, for the second song. Can you start?

S: Yes

T: One, two, three



S: Head, shoulder, knees and toes, knees and toes, head, shoulder, knees and toes, knees and toes. And ear and eyes and nose and mouth, head, shoulder, knees and toes, knees and toes. Head, shoulder, knees and toes, knees and toes, head, shoulder, knees and toes, knees and toes. And ear and eyes and nose and mouth, head, shoulder, knees and toes, knees and toes.

T: Yeay, thank you so much. You may sit down. Okay for the next activities I'll tell you the function of each part of body and we will play a game. The first one, what is the function of eyes? The function of eyes is to...?

S: See

T: Okay, great Melia. See.

Ears, what is the function of ears? Ears to?

Okay Sandra.

S: Hear

T: Yes, hear. Mouths, the function of mouth, number three.

S: Speak

T: Speak. Great! Now, the function of foot

S: Me!

T: Candra

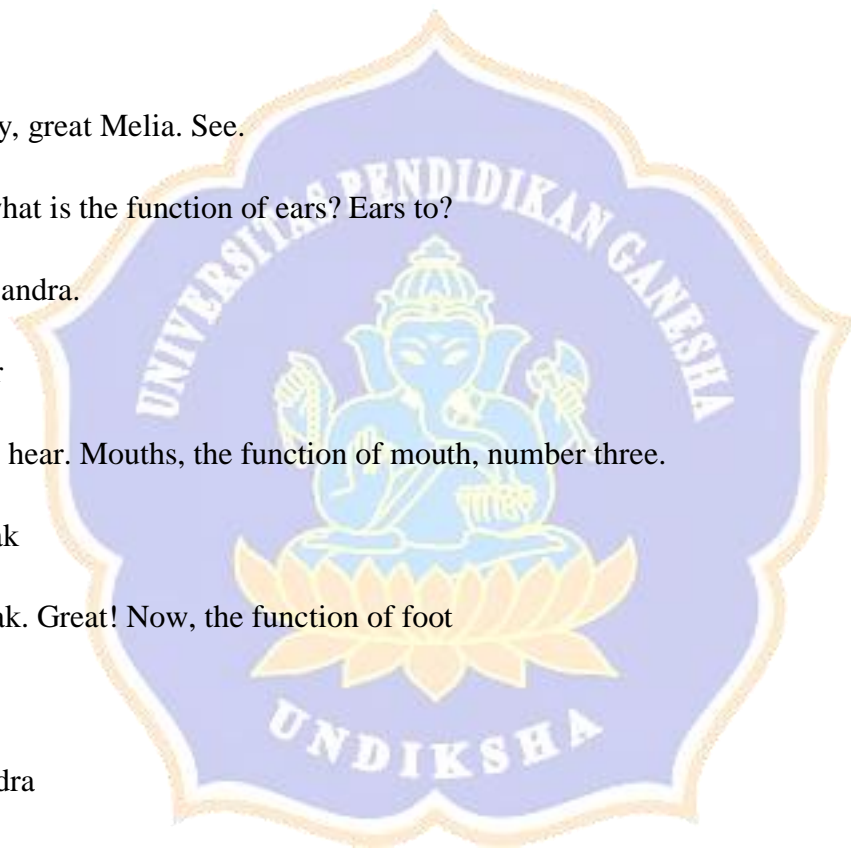
S: Walk

T: Walk, walk

S: Walk

T: Okay great. How about hands? Viona, the function of hand

S: Touch



T: Okay great. The last one, together, jawab bersama-sama! What is the function of nose?

S: Smell

T: Okay great. Yeay thank you so much. So, the function of eyes is to see. Ears are to hear. Mouth is to speak. Foot is to walk. Hand is to touch. Nose is to smell. Okay, now do you want to play a game?

S: Yes

T: Do you want to play a game?

S: Yes

T: Right, now we will play game about quickly game. The name of the game is quickly game I mean. So, you find your pairs. Cari pasangan kalian bebas siapapun boleh. Now stand up! Cari pasangan kalian. Okay great. Jadi, kalian disini ada dua picture. Sini-sini dekat-dekat. Okay students, the rules of the game, here there are two pictures, ada dua gambar disini. Later on you write it down the name of the part of body based on the line. Misalnya, gambar ini menunjukkan rambut, jadi kalian harus menulis apa disini?

S: Hair

T: Hair. Dan seterusnya secara berkelompok. Kalian gak boleh nyontek ya. Harus bekerja dengan kelompok kalian masing-masing. Can you understand?

S: Yes

T: Can we star our game?

S: Yes

T: I will give times two minutes. Waktunya dimulai dari sekarang. Silahkan mulai. Ayo! Ayo! Ayo cepat semua! Gak boleh nyontek! Ayo waktunya lagi satu menit. Hi everyone the time is up! Now give you pen! Okay sit down! You can sit down. Now we will check together the first one Fuji group. Correct, correct, okay good, correct, one two three four five six seven eight nine, okay Fuji group is

nine. How about Sandra? Correct, correct, okay good, eleven. Okay the winner of the game is Milea and Sandra. Give applause! Now I will give you a gift. This is the reward. Say what? Bilang apa?

S: Thank you

T: Okay you're welcome. Yang lain jangan khawatir, nanti kalian juga akan dapat hadiah. Do you want to play a game again? Do you want to play agame?

S: Yes

T: Okay now we will play a game. The name of the game is Simon Say. If I say Simon Says touch your eyes so you touch your eyes. Kalau ibu bilang Simon Says touch your eyes pegang mata kalian, okay? Simon Says touch your eyes! Simon Says touch your mouth! Says touch your knee! Knee! Okay Fuji menang. Fuji dapat satu hadiah. This is for you. Bilang apa?

S: Thank you

T: Okay you're welcome. Next Simon Says touch your eyes! Touch your shoulder! Touch your foot! Simon Says touch your mouth! Yeay Tiara menang. Tiara dapat satu hadiah.

S: Thank you

T: Give applause to us! You are great students. Alright, before we end our class let's sing together, okay? Sing a song. Now you can stand up. Taruh dulu hadiahnya. Kita nyanyi sama-sama lagu yang kedua. Satu, dua, tiga.

S: Head, shoulder, knees and toes, knees and toes, head, shoulder, knees and toes, knees and toes. And ear and eyes and nose and mouth, head, shoulder, knees and toes, knees and toes. Head, shoulder, knees and toes, knees and toes, head, shoulder, knees and toes, knees and toes. And ear and eyes and nose and mouth, head, shoulder, knees and toes, knees and toes.

T: Yeay, give applause. Okay students, are you happy today?

S: Yes

T: Are you enjoying?

S: Yes

T: Thank you so much. I hope that you will enjoy during our class today. Before we end our lesson let's pray together. I will lead the pray. Pray start. Pray end. Okay thank you so much everyone. See you next time.

S: See you.

(Student: PAJ)

(Opening Video): Hello everyone, welcome back to my video. I am Putu Agus Januarta from 6 D class and I am a student of English Language Education. In this video, I would like to do simulation of teaching English for young learner by using the topic about family. The topic is taught for fifth grade. Okay everyone, let's move to the simulation.

T: Hello students. Good morning.

S: Hello Sir. Good morning

T: How are you today?

S: I am fine. Thank you and you?

T: I am fine too. Thank you. Okay students, before we start our lesson today, let's pray together. I will lead the pray. Pray start. Pray end. Students, today I have some stuff. It is the reward for you in which if you can answer my question, you can get it. Do you understand?

S: Yes sir

T: Good. Students, now I will play a song. Do you like a song?

S: Yes sir

T: Good. Okay students, please listen a song carefully and please pay attention. Do you understand?

S: Yes sir

T: Good. Okay students, are you happy?

S: Yes sir

T: Good. After you listens a song, who can repeat or mention the word that related to the family members in the song? Yes please.

S: Daddy, mommy, brother, sister, baby.

T: Good answer Luhtu. Give applause to Luhtu! Okay Luhtu this is for you. Okay students today we will learn about family. Through this lesson we will learn to mention family members by watching the video and also we will learn to determine family members by seeing the picture. Okay students let's continue to the next activity. Okay students, in this activity I will give a video that related to the material today about family. Please watch the video and write the words that related to the family members in the video. Okay students, do you understand?

S: Yes sir

T: Good. Okay students, after you watch the video and write the words that related to the family members in the video. Who can repeat or mention the words that related to the family members that show in the video. Yes, please Yuningsih.

S: Grandfather, grandmother, father, mother, brother, sister, uncle, aunt, causin.

T: Good answer Yuningsih. Give applause to Yuningsih. Okay Yuningsih this is for you. Okay students, I think you already can mention the family members by watching the video. That's very good. Okay students, let's move to the next activity. Now, I will give some pictures that related to the family members. Please pay attention to the picture and please understand the simple sentence that related to the picture. Do you understand?

S: Yes sir

T: Do you understand students?

S: Yes sir!

T: Good. Okay students please look at the picture and please look at the simple sentence. Okay students, the first picture is father. Repeat after me! This is father.

S: This is father.

T: The second picture, this is mother. Repeat after me! This is mother.

S: This is mother.

T: Good. The third picture is this is brother and sister. Repeat after me! This is brother and sister.

S: This is brother and sister.

T: Good. The next picture, this is grandfather. Repeat after me! This is grandfather.

S: This is grandfather.

T: Good. The last picture, this is grandmother. Repeat after me! This is grandmother.

S: This is grandmother.

T: Good. Okay students, do you understand about the picture and simple sentences that related to picture?

S: Yes sir

T: Good. Now you will play a game, do you like a game?

S: Yes sir

T: Do you like a game?

S: Yes sir

T: The game is guessing picture. The rules of the game are; the first one is when I show the picture and I say who this is? And you have to answer by using simple sentence that you learn. And the second rule is, you have to pay attention and remember the picture that related to the family members. Do you understand?

S: Yes sir

T: Good. Okay students let's play the game. Okay students please pay attention!
The first, who is this? Yes please Luhtu

S: This is mother.

T: Good answer Luhtu. Give applause to Luhtu. Okay Luhtu this is for you. Okay students, next picture. Who is this? Yes please Yuningsih.

S: This is father.

T: Excellent Yuningsih! Give applause to Yuningsih. This is for you. Okay students please pay attention to the next picture. Who is this? Yes please Luhtu.

S: This is brother and sister.

T: Excellent Luhtu! Give applause to Luhtu! Okay Luhtu, this is for you. Okay students, next picture. Who is this? Yes Yuningsih please.

S: This is grandmother

T: Good job Yuningsih. Give applause to Yuningsih! This is for you. Okay students, the last picture. Who is this? Yes please Luhtu.

S: This is grandfather.

T: Good answer Luhtu. Give applause to Luhtu!

T: Okay students, do you understand about the picture that related to the family member? Do you understand?

S: Yes sir

T: Good. Okay students, now I will check your understanding about the material today. Who can repeat or mention again the name of family members that you already learn? Yes please Yuningsih.

S: Grandmother, grandfather, father, mother, brother, sister, uncle, and cousin.

T: Good answer Luhtu. Give applause to Luhtu! Okay students, I think you already understand the material today about family. Okay students, do you still remember the song about family in today's activity?

S: Yes sir

T: Good. Do you want to sing a song about family?

S: Yes sir

T: Good students. Okay students, let's sing together. Daddy finger daddy fingers where are you? Here I am Here I am how do you do? Mommy finger mommy fingers where are you? Here I am Here I am how do you do? Brother finger brother finger where are you? Here I am Here I am how do you do? Sister finger sister finger where are you? Here I am Here I am how do you do? Baby finger baby finger where are you? Here I am Here I am how do you do? Okay students, give applause to us!

T: Are you happy?

S: Yes sir

T: Are you happy?

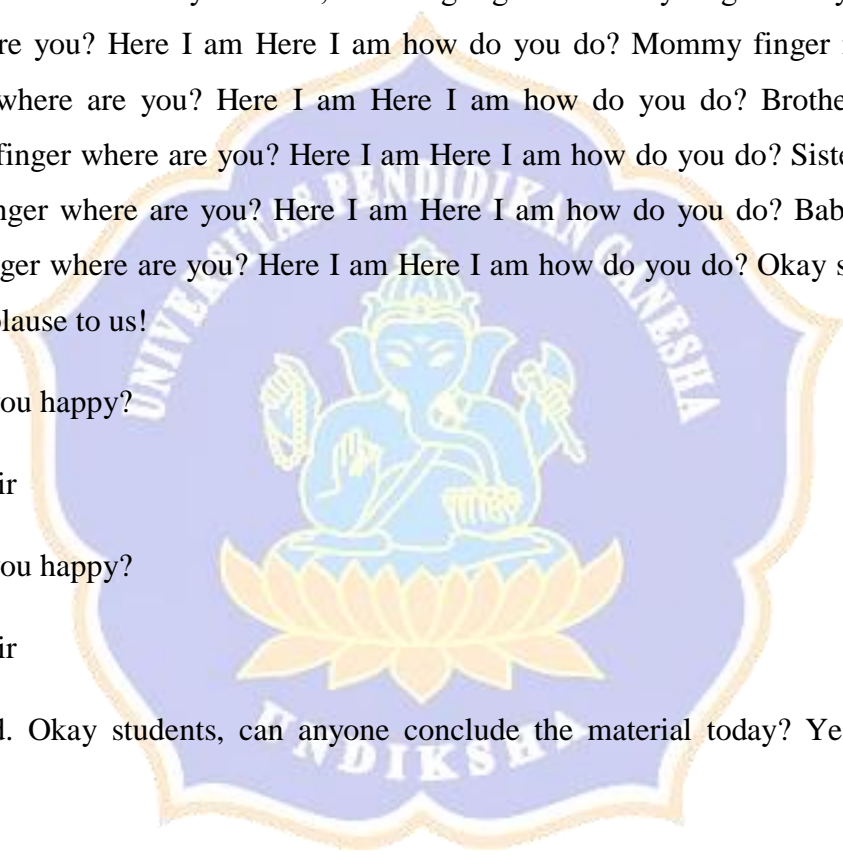
S: Yes sir

T: Good. Okay students, can anyone conclude the material today? Yes please Luhtu.

S: We already study about family.

T: Good answer Luhtu. Give applause to Luhtu. Okay students, today we already learn to mention family members by watching video and also we already learn to determine family members by using the picture. Okay students, the material today already finish, let's close the material by having pray together. I will lead the pray, pray start, pray end. Okay students, thank you very much for your participation, in the lesson today. See you next week.

S: See you



(Student: IKWW)

T: Good afternoon students

S: Good afternoon

T: How are you today?

S: I am fine

T: Good. I hope that all of you are in a good condition today even though we are on the corona virus diseases situation. We have to keep our healthy, help everybody and also doing activities by washing hands. So, before we start our lesson today, let's take a pray first, I will lead the pray. Pray start. Pray end. Okay students, before we continue to our lesson let us start our warming up activity to make sure that you are ready to our lesson today. Can you stand up, please? Okay, our warming up activity is called as Simon say. When I say Simon Say touch your hand, you have to touch your hand. When I say Simon say touch your hair, you have to touch your hair. When I say Simon say or the action without saying Simon say, you don't need to touch it, okay? That's all. Simon say, touch your hair. Simon say, touch your nose. Touch your eyes. No, I am not saying Simon say. You still touch your nose. Simon say touch your ear. Touch your mouth. Okay, you can sit down. So, you learn and listen carefully to my comments before, right? It's like touch your hand and touch your eyes. So, our topic today is about giving comments. Giving comments is a certain activities where you deliver comments to the others to do something based on the activity that you want them to do. So, Wida do you think that giving comments is important for you?

S: Yes, it is important because when we giving comments we can ask for help to someone.

T: Great Wida. So, as you know that by delivering comments to the others we can ask for help to the others for certain activity that we want them to do, right? Can you give me an example when do you want to give the comments?

S: The examples are touch hand, touch your ear, and touch your nose.

T: Great Dimas. So, it's kind of example in giving comments such as touch your hand, touch your ear, touch your nose, and etc. As I delivered to you in Simon say before, right? So, giving comments, you can use it in your daily life as well such as when you are in your living room and your mother is outside. You want your mother to close the door. You can ask your mother, mom, can you close the door, please? Or open the door. Such as like that, so that you can apply giving comments in your real life. So, after you learn and understand about the use of giving comments. I want you to understand how to apply with an action, okay? So then, later on I will deliver to you some comments and you have to follow me based on the comments that I will deliver to you later, okay? Do you understand?

S: Understand.

T: So, let's start. Touch your hand! You have to touch your hand. And then, touch your nose! Touch your hair! And then touch your ear! And touch your clothes! Okay, that's all about the giving comments. Some giving comment that I deliver to you later on I will give comments to you like that without I give example to you. So, you have to listen carefully to my comments and you do it based on the comments that I deliver to you, okay? First, touch your hair! Touch your eyes! Touch your mouth! Touch your nose! Touch your ear! Touch your hand! Okay, give applause to you! You already listened carefully to the comments that deliver to you, right? After I give comments to you, then we will learn giving trough story. I have prepared the story and you can see on the slides. Here I provide a picture about turtles and also rabbit. So, the story will be about those two animals and this story contains some comments that you can apply in a real life as well. Let's see, the rabbit is jumping and then the turtle is running and this is also a rabbit while running with the turtle and the rabbit is sleeping while the turtle is running. So, let's start with the final story of the rabbit and also the turtle. As you can see on the picture, the turtle and also the rabbit are going to do race competition. It means that the turtle and also the rabbit are running, right? And then while in the middle of the race the rabbit is along with the turtle running faster than the turtle. While the turtle is still walking the rabbit is already running so fast. And then at end of the race, rabbit suddenly going to sleep while turtle

keep walking until the turtle can reach the finish line. So, that's the last story and all we are going to do now we put and take the comments in the story to do it in our real life, okay? It is called as an action request. You do a certain comments that I will deliver to you a good arrangement or in a good order, okay? Listen carefully to the comments that I will deliver to you and do it based on the comments, okay? Stand up! So, the first is, you are walking, you are walking! You are running! And then, you are sleep! And then, you are seeing your friends near your house, you see! And then you keep walking until you win the match based on the story we learned today. Okay, everyone that's the comments or certain comments for request that we can apply from the story. Okay you can sit down. So, after we learn the comments start from Simon say, you learn how the action when say touch your hand you have to touch your hand. I say touch your ear, you have to touch your ear. Touch your hair and etc. You learn also the use of giving comments to ask for the others to something, such as open the door and then open the window, close the window and so on. And we also learn the comments from the action request in a story from turtle and also rabbit. We learn the way they are sleeping and also running and while the rabbit is still running with them and the rabbit is jumping. So, from these animals we got a lot of comments that we can also apply in our daily life, right? So, we already learn how important giving comments and then you also realize that giving comments needs an action. So, students, after you learn a lot about giving comments, is there any question that you to ask just to make sure that your understanding is clear?

S: Sir, can I give comments for strangers?

T: That's a great question Wida. I think that we can still give comments to the strangers even though we never asked them to do so for example when you are in the beach and then you see the tourists when you are going to take a picture with your partner or your family then you can ask the tourist as a strangers to take a picture of you and your family. That's an example of asking strangers to giving comments. Remember to use a proper way to ask them to do comments, okay Wida?

S: Yes

T: Good question. Is there another question?

S: Sir, is there any function of giving comments?

T: That's a good question also Dimas. So, besides we ask for the others to do based on the comments that we deliver to them, we can also use giving comments to a certain action. Let's say that you are outside of my house and your laptop is still here. You can ask me to close the laptop while I am near your laptop. So, giving comments we can use to do certain action to someone that is able to do the comments that you are going to do. Okay, do you understand?

S: Yes

T: Okay everyone that was a good question from one of you and is there any other question?

T: No

T: No? Okay I hope that you are clear enough with our topic today which is giving comments. Remember to apply it in your daily life, okay? So, before we close our class today, let us take a pray first, I will lead the pray. Pray begin. Pray end. Thank you so much everyone. Have a nice day. See you.

S: See you

(Student: NNE)

T: Good morning students

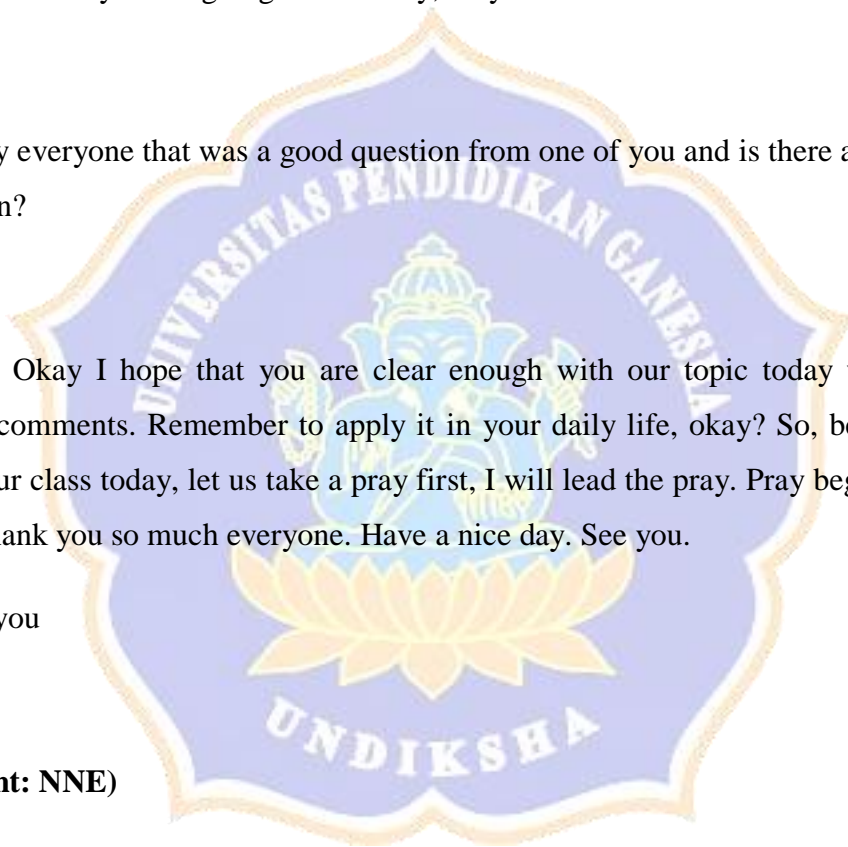
S: Good morning

T: How are you today?

S: I am fine, thank you, and you?

T: I am fine too, thank you. Who is absent today? No body?

S: No



T: So everybody present? Good job. Give applause. Before we start our lesson today, let us pray together. Pray start. Pray end. Okay. Okay I have a song for you and you need to watch and sing together with me, okay? And here is the song. Can you see it? (Singing) *Ticky ticky ticky tick-a-tock! Ticky ticky ticky tick-a-tock! Ticky ticky ticky tick-a-tock! What time is it? Tick-tock! One o'clock Two o'clock Three o'clock Tick-tock! Four o'clock Five o'clock Six o'clock Tick-tock! Seven o'clock Eight o'clock Nine o'clock Tick-tock! Ten o'clock Eleven o'clock Twelve o'clock Tick-tock! Ticky ticky ticky tick-a-tock! Ticky ticky ticky tick-a-tock! Ticky ticky ticky tick-a-tock! What time is it? Faster! One o'clock Two o'clock Three o'clock Tick-tock! Four o'clock Five o'clock Six o'clock Tick-tock! Seven o'clock Eight o'clock Nine o'clock Tick-tock! Ten o'clock Eleven o'clock Twelve o'clock Tick-tock!*

Oh good students. Okay what did you get from the song? Raise your hand if you know what you get from the song. Okay Dina what is that?

S: It's about time Ms

T: Yes good student. The song is about time, because today we are going to learn about how to telling the time and our learning objective today is you can identify and implemented how to tell the time in English by video learning I will give you later and puzzle game. Do you still excited to enjoy our learning today?

S: Yes

T: Okay let's move to the next activity, okay? And now I will show you a video about how to telling the time. I have a friend named o'clock, you will meet the clock and you will know about him. So, please pay attention to the video of my friends and you may take a note every important thing that you need to know from the video, okay? This is the video. Please listen carefully. Okay if the hour hand on five and the minute hand on twelve it's called? What time is it? Five o'clock, right? Because hour hand or the short show five and the long hand on twelve, so it's five o'clock. So, we already know that when the short hand nine and the long hand on twelve it's called nine o'clock. Now do you want to play a game?

S: Yes

T: Okay, this is about puzzle game. How you finish the puzzle is by listen to a short story about time. So, you have to arrange, not arrange, you have to match the puzzle based on the time that mention in the video, okay?

S: Okay

T: Okay that's all about the video. So, this is the puzzle that I will give to you. You have to work together, okay? All of you work together to finish this puzzle. I will give you one example only. So, this long puzzle says 5 o'clock, so you have to see the analog time, analog clock I mean and you put it together then you find the digital one digital one. Five o'clock and you put it together, so, it will be shipped on rectangle. Okay are you ready?

S: Ready

T: Louder please! Are you ready?

S: Ready!

T: Okay this is your time to finish this puzzle. Come on! You can stick it, there is glue here. Okay student, are done with your puzzle?

S: Yes

T: Okay Nita can you show me what time you got?

S: This is ten o'clock, and a quarter past seven.

T: Okay what do you usually do at ten o'clock?

S: I am eating breakfast.

T: Good Nita. You're eating breakfast. How about Vita?

S: It is half past eight and quarter to ten.

T: What do you usually do at half past eight?

S: I am get up

T: I am getting up from my bed. Okay how about Dina?

S: It is twelve o'clock and quarter past eleven.

T: Twelve o'clock and quarter past eleven. Oh okay what do you usually do at twelve o'clock?

S: I am praying

T: Oh you're praying? Good. So you have to like Dina, right? At twelve o'clock at noon you have to pray. Thank you students, all of you did a great job. Give applause. As gift from me, I will give you stars. Two for Nita, two for Vita, two for Dina.

S: Thank you Ms

T: You're welcome. Okay students we are going to end our class today. Are you happy in previous activities?

S: Yes

T: Really? I think you are not excited about it. Are you really happy?

S: Yes

T: Good. You already did a great job. You already know half past, half past, quarter to, and quarter past and also o'clock. For your information you didn't have to say a quarter past or quarter to, or half past. You may also call the, Nita can I borrow your work? Okay if the clock says, if the clock says half past eight, you may also say you may also call it as 8:30. What do you call it? Everybody louder!

S: Eight thirty

T: Okay good. A quarter to ten. You may also call

S: 9.45

T: What do you prefer to use quarter to ten or 9.45?

S: 9.45 Ms

T: It's just free for you to choose whatever expressions you want to tell anybody about time. Okay let us end the class today before we end the class let us pray together. Pray start. Pray end. See you

S: See you

(Student: NKNR)

T: Good morning students

S: Good morning teacher

T: How are you today?

S: I am fine, thank you

T: Okay before we start the lesson let's pray together. Pray start. Pray end. Is there any student absent today?

S: No

T: Good. So we are not meet in the classroom for a while because of the corona virus pandemic, and I am so curious what kind of activity that you do to spend your time during the study from home? And so what kind of activity that you do during the quarantine day? Ayu

S: Cooking

T: Cooking. Good. Kamu?

S: Reading

T: Reading. Good. So you do positive activity during quarantine day, right? So today we will learn about public places. Do you know what is public place in Indonesia, in Bahasa Indonesia?

S: Tempat umum

T: Tempat umum. So during the pandemic we are not allowed to uh go outside uh the house the home. So we are not go to the public places during the pandemic. So to check your understanding about public places I have a video about public places. Please pay attention and if you have to take a note if you have you found that the information is important you can take a note. Here is the video. The video will tell you how to pronounce several public places and its function. You can repeat the pronunciation after the video. So if the video said airport you can follow with say airport.

S: Airport, bank, department store, Eiffel tower, castle, library, museum, opera house, police station, school, zoo

T: So airport in Indonesia is called as Bandara. What is the function of airport? Airport is the place of a plane. If you want to go to abroad you have to go by plane so you have to visit airport or bandara. Bank in Indonesia is called bank. So bank in Indonesia is called as bank, the place you can saving your money. Do you know what court in Indonesia?

S: Pengadilan

T: Good. Pengadilan. Do you know what is department store in Bahasa Indonesia?

S: No

T: Department store in Indonesia can be said like toko swalayan. The place that you can buy some goods or some stuff like food, clothes, like that. Do you know what Eiffel tower is?

S: Menara

T: Menara Eiffel. Where is Eiffel Tower located? Dimana tempatnya Eiffel Tower?

S: Prancis

T: Prancis di Paris yeah good. Do you know what is kiosk? Like small place to sell something like kios-kios toko-toko kecil and it can be gerobak.

What is library?

S: Perpustakaan

T: What kind of activity that you can do in library?

S: Reading

T: Reading! So you can read the book in library and borrow the books. Do you know what is borrow in Bahasa Indonesia?

S: Membaca buku

T: Meminjam! Borrow is meminjam. Reading is membaca. Next, museum, do you know what is museum? Have you ever visit museum before? Pernah ke museum?

S: No

T: Do you know what is the function of museum?

S: Barang atau suatu yang sudah langka.

T: Iya betul, sesuatu yang sudah langka berkaitan dengan sejarah-sejarah yang ada. Next, do you know what is opera house?

S: Panggung besar

T: Ya, and opera house is located in Australia. Do you know the function of temple?

S: Sembahyang

T: Untuk sembahyang. So do you already understand about public places now?

S: Yes

T: So to check your understanding I will give you a text about public places that we already learn. So you have to match that I already provide with its function. You will work, you work in pair, so Ayu will pair with Komang and you have three minutes to work this worksheet. Here is the worksheet. You can start to do it now. You can do the discussion with your pair. Have you finished?

S: Yes

T: Let's discuss your answer. For the first picture, what is that?

S: Restaurant

T: What is the function of restaurant?

S: Place to eat

T: Good. Number two what is that?

S: Department store

T: What is the function?

S: Place to buy some goods

T: Good. Number three.

S: Temple

T: Temple. What is the function?

S: Place for praying

T: Place for praying. Good. So, you can understand the material, right?

S: Yes

T: SO that's all for today. I think you already understand the material. Do you know what is the material of today's lesson? Today we already learn about public places. What kind of public that we already learn from the video and from the lesson today? Ayu, can you mention two public places that we already learn?

S: Restaurant and jail

T: Good. Oming, two places

S: Department store and police station

T: Good. It means that you already understand and pay attention to the video that I already provide to you. Next week we will learn with new material. So before we end the class let's pray together. Pray start. Pray end. Thank you so much. Please stay safe and stay at home. Bye-bye everyone.

S: Bye

(Student: TDDN)

T: Hello students. Good morning.

S: Good morning Ms

T: Such a nice vibe here. How are you today? Are you happy or are you sad?

S: I am happy Ms

T: Great! Before the lesson, let's pray first, I will lead the pray. Pray start. Pray end. Okay anyone absent today?

S: No Ms

T: Hmm alright. Because you all happy today, let's sing a song, the title of the song is if you're happy and you know it clap your hand. Do you know the song students?

S: Yes

T: Okay now let's sing the song together! One, two, three! *If you happy and you know it clap your hands. If you happy and you know it clap your hands. If you happy and you know it and you really want to show it, if you happy and you know it clap your hands.*

S: *If you happy and you know it clap your hands. If you happy and you know it clap your hands. If you happy and you know it and you really want to show it, if you happy and you know it clap your hands.*

T: Alright. Great job students! Now we will learn about expression. So expression is someone emotions that can be seen on their face. Now I have six cards that can help you to know kind of expressions. Now repeat after me! Happy.

S: Happy

T: Sad

S: Sad

T: Angry

S: Angry

T: Sleepy

S: Sleepy

T: Tired

S: Tired

T: Hungry

S: Hungry

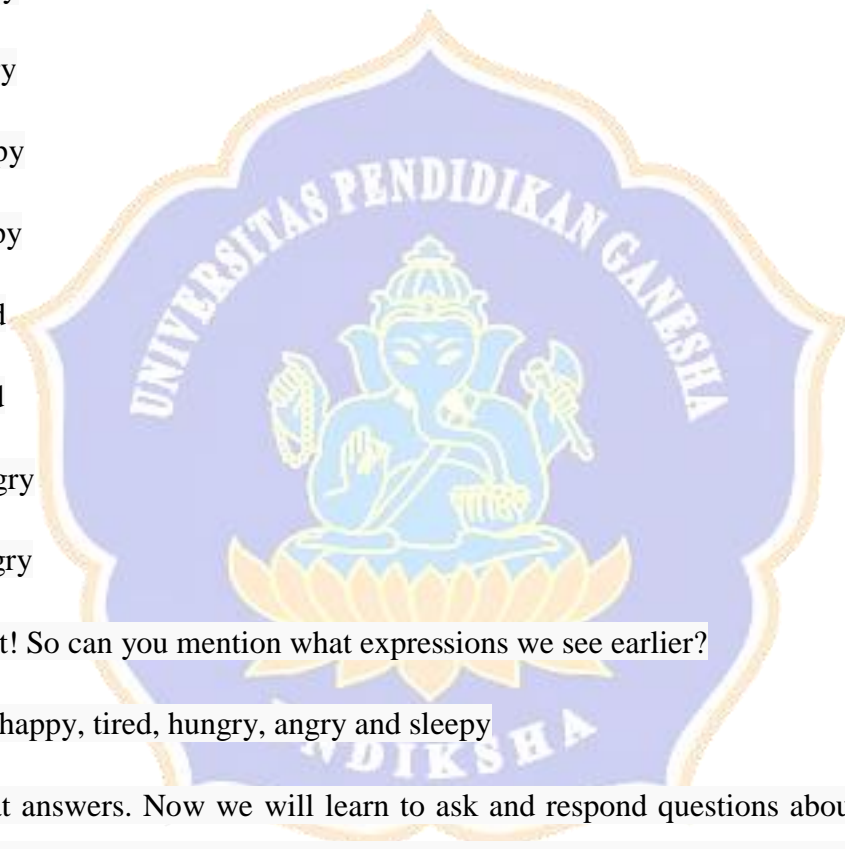
T: Great! So can you mention what expressions we see earlier?

S: Sad, happy, tired, hungry, angry and sleepy

T: Great answers. Now we will learn to ask and respond questions about people expressions. So you can ask how do you feel to someone if you are curious about their expression at that time and you can answer I feel blah blah blah when someone asks you about your feeling. You can replace this blah blah blah with your expression at that time. For example, if you feel sad, then you can answer I feel sad or when you are happy, you can answer I feel happy and so on. Do you understand?

S: Yes Ms

T: Alright. Good. So Nadya, what do you feel?



S: I feel happy

T: Good. How about you, Tio? How do you feel?

S: I feel hungry Ms

T: Alright, after this lesson you can eat. Great answer student. Now please asked you friend about their feeling right now. Tio, now you can ask Nadia what she feels right now.

S: Nadya, how do you feel?

I feel hapy.

T: Great, now Nadya you can ask Tio about her feeling right now.

S: What do you feel?

I feel happy too.

T: Okay great students, because you already understand about how to ask and respond people expression, I will give you another work. Please see this worksheet and answer question there. You have two minutes to answer. Start.

Okay so time is up time is up. Now who can answer the question for number one, number two, and number three?

S: Me! Number one is I feel happy, number two is I feel sad, number three is I feel angry.

T: Okay nice. Your answers are correct. Now for the question four, five, and six, who can answer it?

S: Me! Number four is I feel sleepy, number five is I feel tired, and number six is I feel hungry.

T: Great! Student, you did amazing today. So do you like this material?

S: Yes ms

T: Do you find any difficulties to learn this material?

S: No Ms. It's all clear

T: Good job students. Now anyone still remember how to ask someone's feeling?

S: Me! We can ask how do you feel

T: And do you know how to respond it?

S: We can use I feel and add our expressions at that time.

T: Nice! So anyone wants to conclude today's material?

S: Today we have learn about expressions and also how to ask and how to respond the question when someone asked about expression at that time.

T: Great answer! Before we end today today's material, lets pray together. Please sit in a good position, okay? I will lead the pray. Pray start. Pray end. Okay see you later student. Thank you for today.

S: Thank you Ms. Bye.

(Student: KATM)

T: Good morning student.

S: Good morning

T: How are you today?

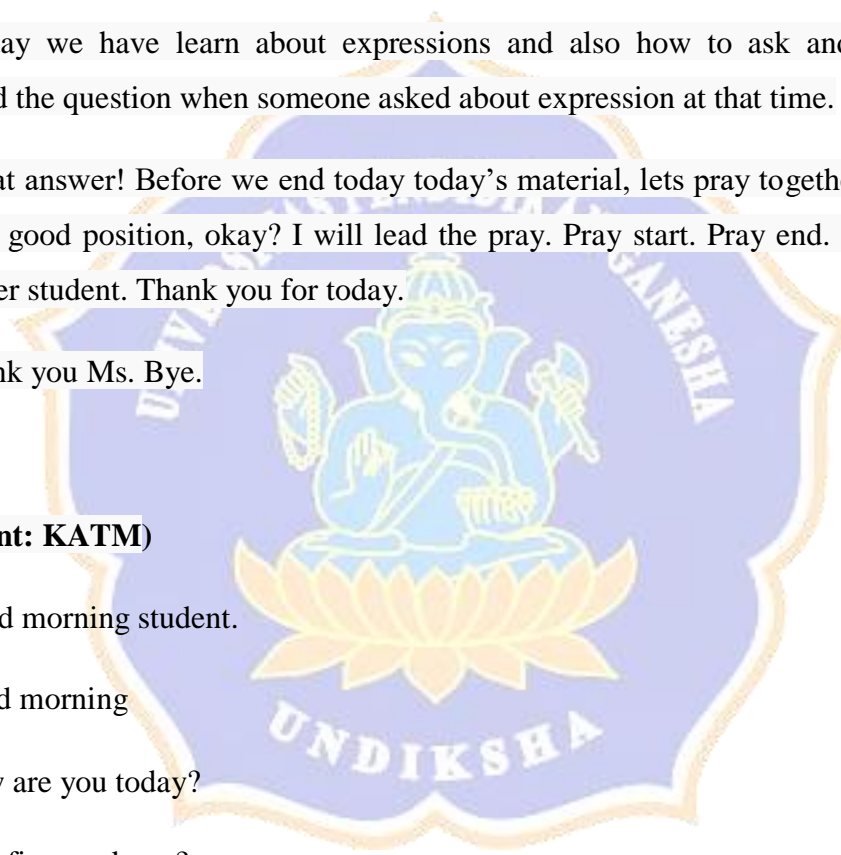
S: I am fine, and you?

T: I am fine, thank you. Okay, are you ready to study today?

S: Yes!

T: Okay, before we start our lesson, let's pray together. Pray begin. Pray end. Okay who is absent today?

S: No one!



T: I hope all of you in a good condition. Okay, before we go to the main material, do you like sing a song?

S: Yes!

T: Okay, let's check the video and sing it together. Clap your hand!

What do you do? I'm a teacher. I'm a teacher, I'm a teacher. Everybody say your ABCs. A-B-C-D-E! What do you do? I'm a doctor, I'm a doctor, I'm a doctor. Everybody listen to your heartbeat! What do you do? I'm a dentist, I'm a dentist, I'm a dentist. Everybody brush, brush, brush your teeth! What do you do? I'm a carpenter, I'm a carpenter, I'm a carpenter. Everybody bang your hammer! What do you do? I'm a pilot, I'm a pilot, I'm a pilot. Everybody fly a big, big plane!

S: What do you do? I'm a teacher. I'm a teacher, I'm a teacher. Everybody say your ABCs. A-B-C-D-E! What do you do? I'm a doctor, I'm a doctor, I'm a doctor. Everybody listen to your heartbeat! What do you do? I'm a dentist, I'm a dentist, I'm a dentist. Everybody brush, brush, brush your teeth! What do you do? I'm a carpenter, I'm a carpenter, I'm a carpenter. Everybody bang your hammer! What do you do? I'm a pilot, I'm a pilot, I'm a pilot. Everybody fly a big, big plane!

T: Okay, are you happy?

S: Yes!

T: In video, who can mention what is occupation in the video?

S: Pilot, dentist, teacher, carpenter

T: Okay good. So do you know what we are going to learn today?

S: Job

T: Yes, we are going to learn about occupation. In Bahasa occupation is pekerjaan. So, what is your dream job in the future?

S: Doctor

T: Good! So this is the learning objective; you are able to mention the type of occupation and the last is you are able to make conversation about occupation. So the first material we will learn about type of occupation. Okay let's we mention the types of occupation but you say like this. This is a teacher. I am a teacher. And you repeat after me. She is a teacher.

S: She is a teacher

T: I am a doctor

S: He is a doctor

T: I am a soldier

S: He is a soldier

T: I am a nurse

S: She is a nurse

T: I am a student

S: He is a student

T: Okay, good. Give applause for all of you. So, this is your task. I will give you an example of conversation and you memorize this conversation. First of all, you find your partner because in this section you will work in pair.

S: Okay

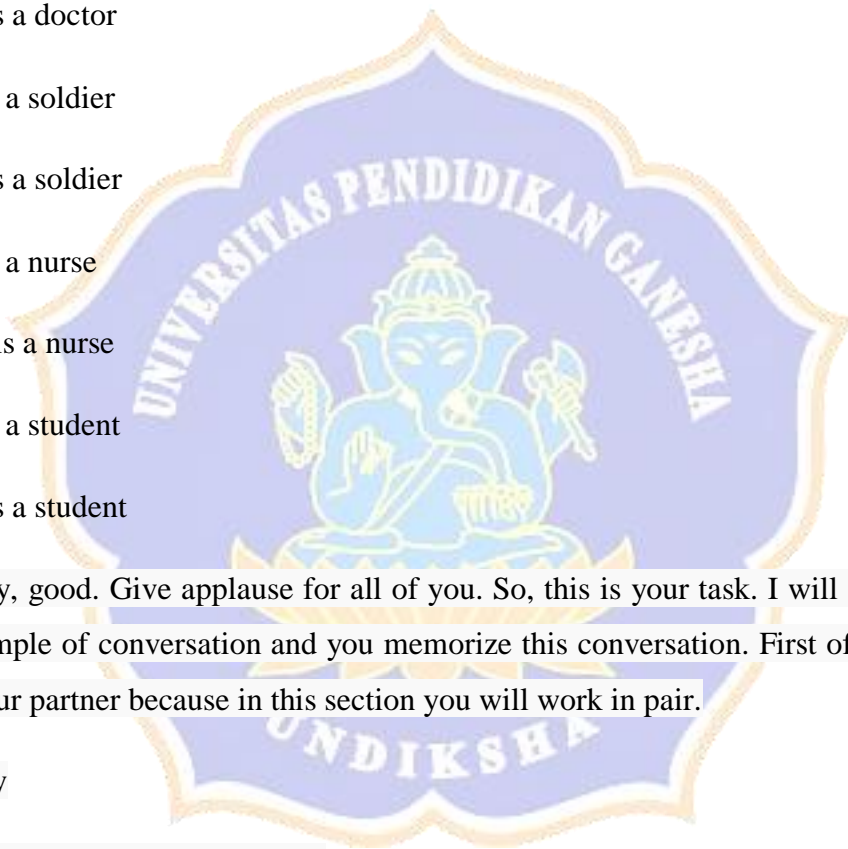
T: Have you found your partner?

S: Yes

T: Before you memorize this conversation, let's read together. Okay, this is Jack and Petter. Hello Petter. Can you tell me a little bit about your occupation?

S: Hello Petter. Can you tell me a little bit about your occupation?

T: Of course, what would you like to know?



S: Of course, what would you like to know?

T: First, what is your job?

S: First, what is your job?

T: What do your responsibility?

S: What do your responsibility?

T: I am responsible for maintaining public order and safety.

S: I am responsible for maintaining public order and safety.

S: Me! Me! Me! What is a responsibility?

T: Apa tugas-tugasmu, apa tanggungjawabmu.

S: Me! Me! What is public order in Bahasa, Sir?

T: Oh public order pelayanan public. Jadi si Petter ini apa tugasnya, apa pekerjaannya?

S: Police polisi

T: Polisi. Jadi beliau melayani publik biasanya di jalan biasanya polisi lalu lintas selain itu menjaga keamanan atau safety.

S: Oh

T: Okay this is the example of conversation and the first conversation is for Laksmi and Gede, and the second is for Febri and Arista. I will give you five minute to remember this conversation. Have you done?

S: Yes

T: Okay maybe the first group can present your work in front of the class.

S: Hello Arista. Hello Gede. Can I know a little bit about your job? Of course, what would you like to know? What is your job? I am a doctor. What is your responsibility? I am responsible for maintaining the human health.

T: Okay are you happy today?

S: Yes!

T: The last who can conclude today's material?

S: Me! So today's material is about occupation. We can mention one by one the occupation. And we can know their responsibilities.

T: Okay good. Give applause to Laksmi! So today we learn about occupation. Okay, are you happy today?

S: Yes!

T: Okay so this is the last material and we conclude this study with pray together, okay?

S: Yes

T: Let's pray begin! Pray end! Okay, see you next week.

S: See you. Bye.

(Student: IGAWPP)

T: Hello everyone. Good morning.

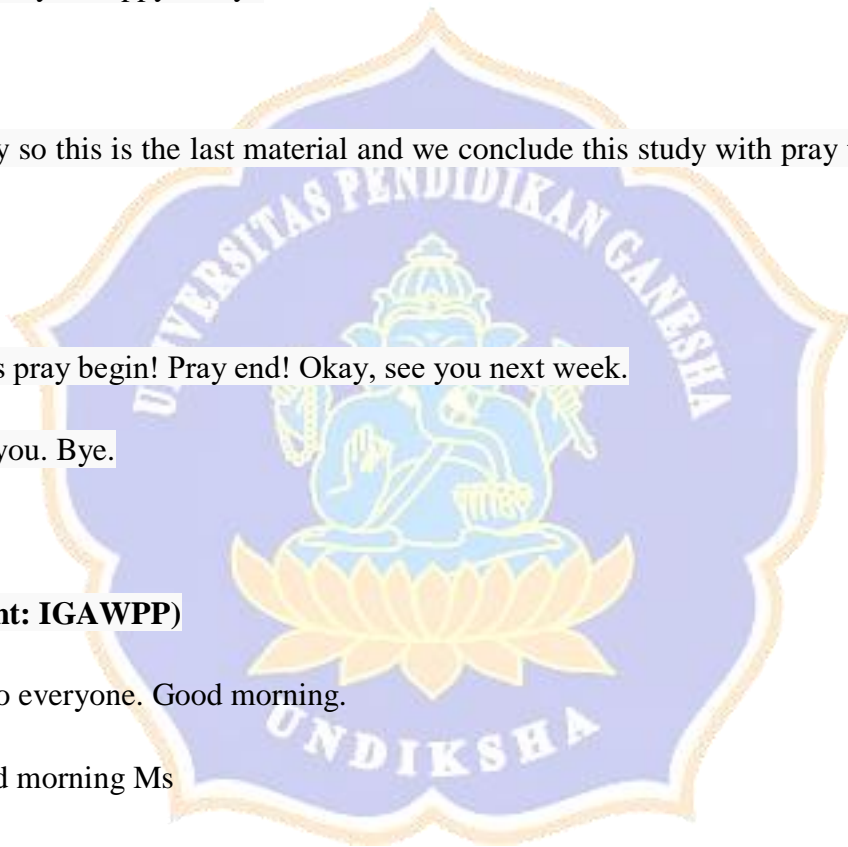
S: Good morning Ms

T: How are you today?

S: I am fine, and you?

T: Great students. Anyway, I am good, thank you. Before we start our lesson today, let us pray together. Everyone, please sit in a good position, okay? I lead the pray. Pray start. Pray end. So, is anyone absent today?

S: No Ms. Everyone presents Ms



T: Wow everyone present today. Okay it's great! Before we start our lesson today, I have a little bit curious about your activity at home. Have you ever made something at your home?

S: Yes Ms, I have.

T: Wow then, what is your made at home?

S: I made milk Ms

I made instant noodles Ms

T: Mm it's a good thing student. Well can you tell us how to make it?

S: When I make milk, I just put the milk powder, sugar and hot water in the glass Ms. I stir it. It's ready.

T: Yes it's great! So everyone has nice experiences in making something, right? But if you want to make something, what exactly you need to serve before make it? Can anyone answer?

S: Me! We need to serve the ingredients and the tools.

T: Yes, absolutely your answers are correct! If we want to make something Two things that we need to are the ingredients and also the tools. So anyone can you guess what we are learn today?

S: Me! We learn how to make something Ms

T: Yea good answer! Specifically we are going to learn about procedure text. So, today's learning objective are; the first one, the students can identify the generic structure of procedure text and the second one students can make a simple procedure text. Well before you make a procedure text, I will explain to you about what procedure text is. So I will start with the definition first. So does anyone know what procedure text is?

S: Procedure text is a text which tells about how to make something.

T: Ye great! So the definition of procedure text is a text that is designed to describe how something is achieved through a sequence of action or steps. Procedure text has purposes to tell and inform the reader how to make something in an appropriate ingredients and steps. Next is about the generic structure of procedure text. Actually procedure text has three generic structures. So who knows those three generic structures of procedure text?

S: Me! They are the goal, ingredients and steps.

T: Okay great. So, the first one is goal or aim. It is contain the purpose of making something. The second one, the material or the equipment, it contains of ingredients with which are used in making something. And the last one is, the steps or the method. It contains the steps or sequences that must be done, so that the objective can be achieved. Steps must be in a well structure. Okay remember it! So the last is about the language features of procedure text. As you can see on the slide, the first language feature of procedure text is using imperative sentence patterns or command. For example, cut the onion, wash the tomatoes, and many more. The second one is, using active verbs. For example, turn, put, boil, mix, and so on. And the third one is using using adverbial of sequence or temporal conjunction. For example, first, second, third, the last, and many more. The fourth one is using adverbial or adverb to express detail the time, place, and manner accurate. For example, for five minutes, 2 hours, and etc. and all of procedure text is using simple present tense. So, from my explanation, is there any question?

S: No Ms

T: No? Okay because there is no question, I will move to the example of procedure text. You already learn about the generic structure, right? So, from this example, which is how to make a cup of coffee, what do you call it?

S: It is the goal Ms

T: Yes, exactly how to make a cup of coffee is the aim or the goal of procedure text. How about sugar, coffee powder, hot water, spoon, cup, what do you call it?

S: It is the ingredients and the equipment Ms

T: Yes great! It is the ingredients and equipment of making a cup of coffee. How about this one? Prepare two spoon of sugar, hot water, one spoon of coffee powder, spoon, and cup and so on. What do you call it?

S: It is the step Ms

T: Okay great! So it's called as the steps of procedure text. Great students! So now do you understand about procedure text?

S: Yes MS

T: Yes, you are smart students! After I explain about procedure text, do you think that procedure text is important for us?

S: Yes Ms, I think trough procedure text we can tell someone else how to make something in a right ingredients and steps.

T: Yes, exactly! What are you said is right. So today's I will give you and assignments. This assignment you should done in a group which is consist of four students. So now I will help you to find your group. For the students who sit in the first line, you need to turn back your sit and you in the first line will in a group with student in the second line, okay? For students in the third line, will in one group with the students in fourth line, okay understand?

S: Yes Ms

T: Okay great! So now I will show you a picture. This one, so can anybody guess what kind of picture is this?

S: Ice tea Ms

T: Okay great! So now you and your group will discuss about how to make an ice tea. Let's discuss it! Is there any difficulties that you face?

S: Yes Ms. For the ingredients, do we need to put the lemon or not?

T: Oh for the lemon. Okay you can put it. Okay everyone you can make a simple procedure text and you need to adjust it with the picture that I showed you, okay?

S: Okay Ms

T: Okay students. Time is up! Which group is willing to share their result of the discussion of the group?

S: My group Ms. So the ingredients in how to make ice tea are tea bag, sugar, ice cube, hot water and lemon. The equipment are spoon and glass. The steps, first prepare a glass, put tea bag, and then pour the hot water into a glass. Second, dip the tea until the how water color change. Third, put two table spoon of sugar into a glass and stir it well. And put ice cube and add lemon and mint as a garnish and its ready to served.

T: Okay great. The other group you can add some suggestion or comments maybe?

S: I think Ayu's group is creative enough because they put lemon and mint as the garnish.

T: Okay it's a good comment. So students letter on you can collect your work to you captain, okay? And the captain you need to collect it to me in my room, okay?

S: Okay Ms

T: Well today we already learn many things about procedure text. So, who among you guys who still remember about what we have learned today?

S: Me Ms! I still remember that today we already learn about the definition, the purpose, the generic structure, and the language feature of procedure text.

T: Yea good! SO I think all of you here already still remember about our lesson today. So, I hope you also learn at home because the time is up I will end the class. I will lead the pray. Pray start. Pray end. Bye-bye.

(Student: NLPSM)

T: Good afternoon students

S: Good afternoon Ms

T: How are you today? Do you feeling great?

S: Yes

T: Okay great. I hope all of you are stay safe during this corona virus. Hari ini kita akan belajar apa? Bahasa, Bahasa Inggris. Satria, sit accordingly. Do not be bad student, okay? Now before we start our lesson, sebelum kita mulai belajar, let's pray together, mari kita berdoa bersama. I will lead the pray, Ms akan pimpin doanya. Pray start. Pray end. Is everyone already here? Apakah semuanya sudah disini? Apakah ada yang tidak datang? Berbicara. Keluarkan suaranya.

S: Adi. Dia di rumah sedang memperbaiki mobilnya.

S: Okay, jadi hari ini kita akan belajar animal. Apa itu animal? What is animal?

S: Binatang

T: Binatang. Satria, what is your favorite animal?

S: Kuda

T: Okay. Devi, what is your favorite animal? Apakah binatang favoritmu?

S: Kucing

T: Kucing! Kenapa Devi suka kucing?

S: Karna lucu

T: Karna kucu. Koming koming what is your favourite animal?

S: Anjing

T: Anjing! Anjing is dog. Okay now look at this I have some picture of animals. Ms punya beberapa gambar binatang-binatang. Okay let we see closely the picture of the dog. Please repeat after me! T: This is dog

S: This is dog

T: This is cat

S: This is cat

T: This is bird

S: This is bird

T: This is cow

S: This is cow

T: This is goat

S: This is goat


T: This is fish

S: This is fish

T: Okay great. That's all the animals that we are going to learn today. Now who wants to try to tell all of us, siapa yang mau memberi tahu kepada kita lima nama hewan dan suaranya. Satria, satria wants to try? Please stand up, Satria! Stand up. Berdiri. Coba sebutkan lima nama hewan yang sudah pelajari tadi! Hewan apa saja tadi ada?

S: Dog, cat, bird, horse, cow

T: Okay, please give applause to Satria. Please sit down. Sit down, Satria. Now students you already learn the name of the animals, so that is the end of our lesson. Jadi itu akhir dari pelajaran kita. Minggu depan kita bertemu kembali. Before we end our lesson, let's pray together. Pray start. Pray end. See you. See you next week. Bye-bye.



(Student: DR)

T: Good morning students

S: Good morning

T: How are you today?

S: I am fine, thank you, and you?

T: I am very well. Thank you. So before we come to the class, have you wash your hand and drink your vitamin?

S: Yes, we already wash our hand and drink the vitamin.

T: Very good! So before we start our lesson today let's pray together. I will lead the pray. Pray start. Pray end. All right students, I think you guys already know about corona virus or covid-19 right? So don't forget to wash your hand as much as possible and drink your vitamin. All right student, let's start our day with sing a song together. Do you want to sing the song together with me?

S: Yes Ms

T: *Monday, Tuesday, Wednesday, Thursday, Friday, Saturday, Sunday. The days of the weeks.*

S: *Monday, Tuesday, Wednesday, Thursday, Friday, Saturday, Sunday. The days of a week.*

T: Excellent student! Are you guys happy?

S: Yes we are happy.

T: Very good. So today we are going to learn about the days in a week. So we already sing a song about days in a week and we are going to learn more about this one. I want you guys to mention several days in a week and translate into Indonesia. Do you understand?

S: Yes

T: Nadira, please mention one.

S: Friday jumat, saturday sabtu, Sunday minggu, monday senin.

T: How about selasa, what is selasa in English, Nadira?

S: Tuesday

T: Very good. Askia, how about rabu in English?

S: Wednesday

T: Yohana, how about kamis?

S: Thursday

T: Very good. Give applause for you guys! Now please make a circle! Because the next we would like to play a game and the name of the game is pass the marker or pen. The rules of the game are the first I will play the music while I pass the pen to you and your friend. So the second one is when the pen or this marker stop at you and the song also, then you have to answer my question. Do you guys understand?

S: Yes Ms

T: Now please make a circle! One, two, three, go! Come on! Please sit down. I will play the music. Wait a moment. Okay come on! Okay Nadira. All right nadira, so the marker or the pen stops at you so I want to ask you. What day after Thursday?

S: The day after Thursday is Friday.

T: Very good. Give applause to Nadira! Okay let's continue the music. Okay Walin, so the pen stop at you, now I would like to ask you. What day before Friday.

S: The day before Friday is Thursday.

T: Very good. All right student you did a very great job. Okay students, today we already learn about the days in a week. So, how many days on a week?

S: Seven

T: Very good. So there are seven days in a week which are Monday, Tuesday, Wednesday, Thursday, Friday, Saturday, and Sunday. Do you guys understand about what we have learned today?

S: Yes

T: Are you guys happy?

S: Yes! We are happy!

T: Very good. I think the time is over. Let's pray together. Pray start. Pray end. Okay thank you students. See you.

S: See you

(Student: IBYS)

T: Good morning students

S: Good morning

T: How are you today?

S: I am fine, thank you. And you?


T: I am fine too. Thank you. Is there anybody absent today?

S: No

T: Okay. If you come out don't forget to bring face mask and wash your hand with hand sanitizer. It is to decrease the corona virus disease pandemic. Before we start the lesson let pray first. I will lead the pray. Pray start. Pray end. Okay students, on your holiday, what have you done in holiday?

S: Stay at home

T: Okay good point. You should stay at home because we in covid-19 pandemic. How about Vira?



S: Balinese dance

T: You practice Balinese dance? Okay great. Maybe you should practice Balinese dance at home because we should not go outside while this corona pandemic, but you can enjoy your holiday at home like watching TV, playing game and the other else maybe in this season in Bali you playing a kite. Okay talking about holiday. Our today's material is about holiday. Who like holiday?

S: Me.

T: Off course anyone like holiday because holiday is time to refresh mind or feeling after busy school or job. Okay I will show you the video. In this video, it's about holiday after you have a busy school you have a vacation. This video is about holiday and in this video you will find some vocabularies about holiday, like party, vacation, busy, rest and the other else. Okay please pay attention and attention to the video. If you have a question about the video, please ask me. Okay I will play the video. Okay this video is about a song when you in holiday. S & T:

Chorus 1

We work hard, busy, busy,

We work hard, busy, busy,

So, well done, everybody

We can all rest and play

Chorus

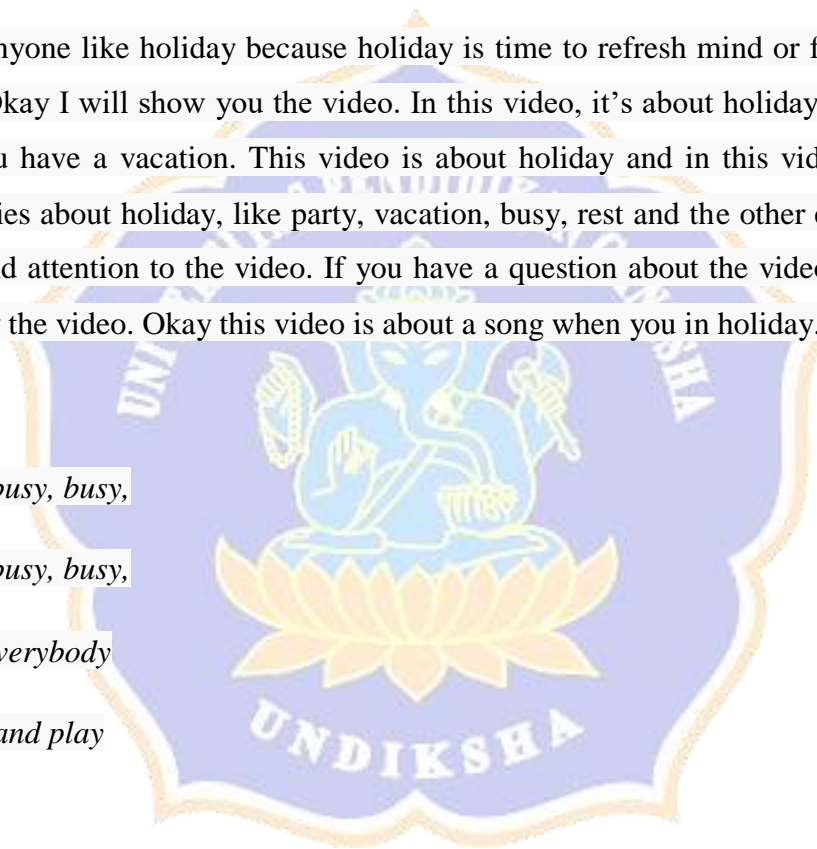
Happy holiday - just beginning

Happy holiday - what a feeling

Happy holiday - just beginning

Happy holiday - what a feeling now.

Chorus 2



Come with us – join the party

Come with us - join the fun,

Good times when we're together,

Celebrate everyone.

Verse 3

Clap your hands, feel the rhythm,

Clap your hands, tap your feet,

Make the most of each moment,

Dance along to the beat.

T: Okay give big applause! Okay students, do you have a question about the song?

S: No

T: Okay good student. Now you will work in pair. I will give some question in context fill in the blank about the lyric of the video. You just find the missing lyric of the video and you work in pair in one paper, okay? The question is like this. Just fill in the blank. You just write in the number of the question and write the answer. Okay good luck. Okay student, are you difficult to find the answer?

S: Yes

T: Do you need to listen to the song again?

S: Yes

T: Okay listen to the song. I will play the song. You listen to the song while answering the question. Okay students, time is up! Okay, please write your answer in front of the class. Okay let us check together. Number one is every day, okay right. Number two well done, okay. Number three, yes. Number four party. Number five is not fun but the answer is holiday, it's false. Number six happy, okay. Number seven, it is wrong. Number five and seven of the answer,

holiday should number five, fun should number seven, okay false. Number eight just, number nine beginning, okay right, number ten now. You both of you is two false, so your score eight. Okay give applause to you. Okay student, you have finished the fill in the blank question and answer. Now I want to know, what is today's lesson that you get today?

S: I get new vocabularies

T: Okay, great. The conclusion of today's lesson is you can sing together, you get new vocabularies about holiday and you have fun with me also sing about holiday and you know how to use the vocabularies like every day, well done, rest, party, fun. It's all about holiday. Okay, before we end this meeting let's pray again. I will lead the pray. Pray start. Pray end. Okay student, thank you for coming to my class and don't forget to bring your face mask wherever you go and don't forget to use hand sanitizer or wash your hand, and stay healthy. Bye!

S: Bye.



(Student: NPHW)

T: Good morning student

S: Good morning

T: Okay before we start our lesson, let us pray together. I will lead the pray. Okay take good position. Pray start. Pray end. Okay now, who is absent today?

S: Nobody

T: Okay great. And how are you?

T: How are you today?

S: I am fine. How about you?

T: I am too. Are you happy or sad today?

S: Happy!

T: Because you are happy I would like to play a video for you. Firstly, you just listen to the video and then I will play one more and you sing along, okay?

S: Okay

S & T: *Come and see my bedroom, this is where I sleep*

That's my bed and my toys in a heap.

This is my pillow soft and snowy,

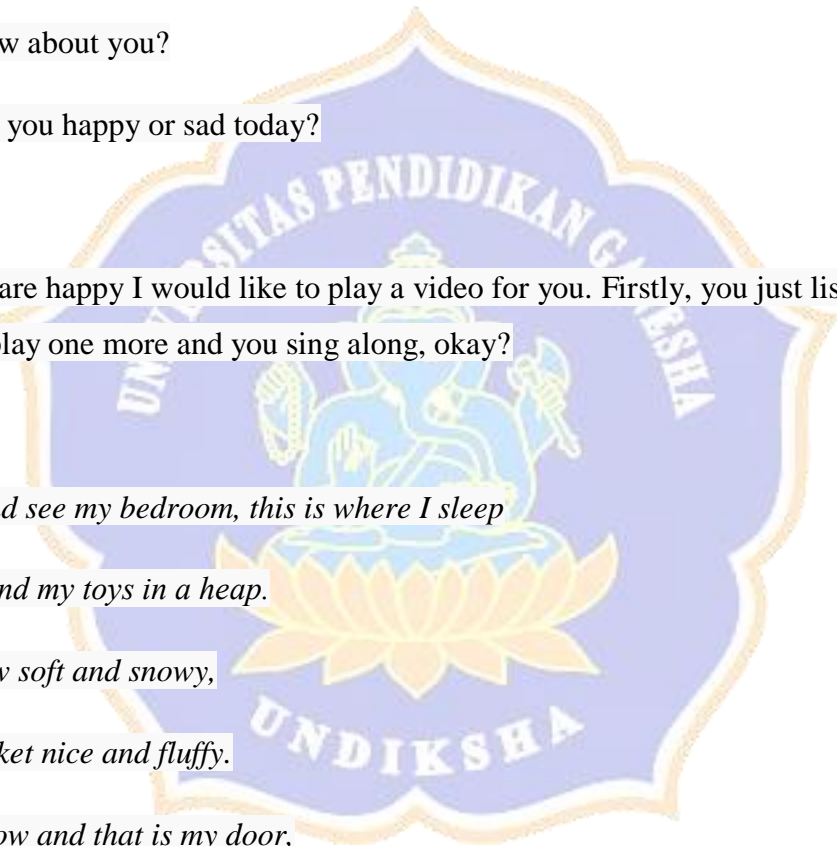
Here is my blanket nice and fluffy.

This is my window and that is my door,

I love my curtain and carpet on the floor.

T: Okay, give applause to you. So, can you guess what is the material today by looking to this video?

S: Things in the bedroom



T: Yes, today's material is about things in my bedroom. By learning this material, you can mention the things in the bedroom and you can by using correct pronunciation and you can identify the appropriate things in the bedroom. So, I have a video for you and you have to take a note if you find things. Okay, can you mention what's the thing in her bedroom?

S: Bed, living lamp, bookshelf, closet, chair.

T: Good job! I would like to give this picture. Can you guess what it is?

S: Chair

T: How about this one?

S: Book shelf

T: And how about this one?

S: Bed

T: And how about this one?

S: Living lamp

T: Lamp, and how about this one?

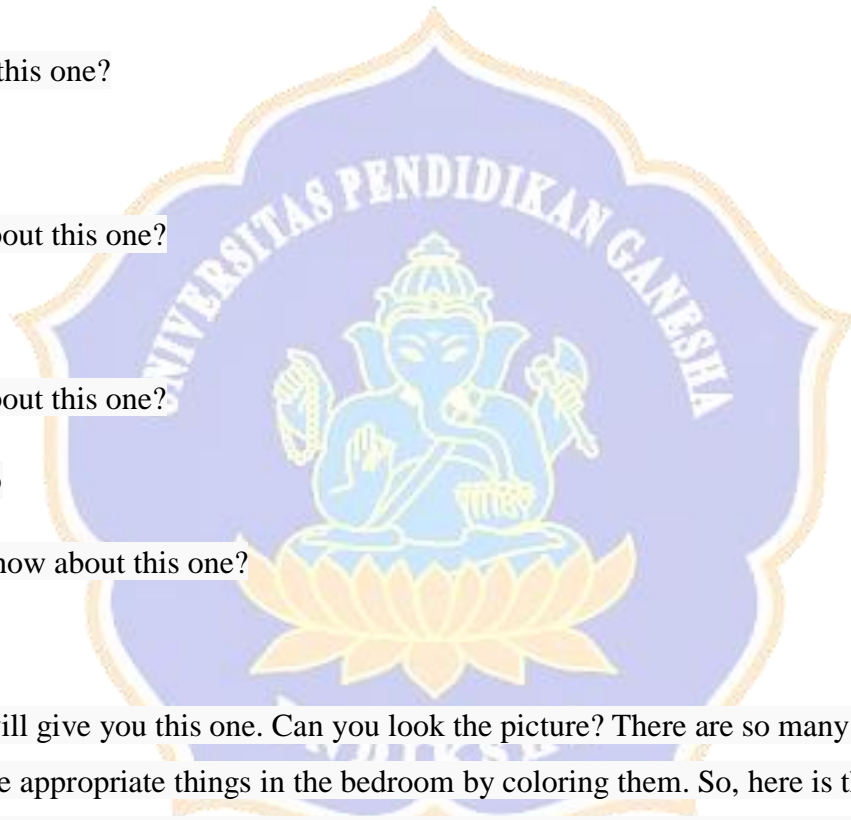
S: Desk

T: So, next I will give you this one. Can you look the picture? There are so many picture and you just choose five appropriate things in the bedroom by coloring them. So, here is the coloring pen. I'll give you five minutes coloring. You can also use another color. Did you find any difficulties students?

S: No

T: Have you done?

S: Yes



T: Okay please share to your friend. What things did you coloring? Please tell me what things in Erin's bedroom?

S: There is bed, lamp, carpet, wardrobe and book shelf

T: Okay good. How about Laksmi?

S: In Febri's bedroom, there are lamp, bed, desk, chair and book shelf

T: Great! How about Laksmi's bedroom?

S: In Laksmi's bedroom, there are lamp, bed, desk, wardrobe and bookshelf.

T: Okay great. Give applause all of you. So the next activity is playing game before we end this class. Okay can you see the flash card?

S: Yes

T: Okay I want you to pick the number. Whatever number you want and you have to spell the picture in that number. Understand?

S: Yes

T: Okay Laksmi first. Which number do you want to?

S: Five

T: Five. Wait! Where is my cursor? Five, here!

S: The desk

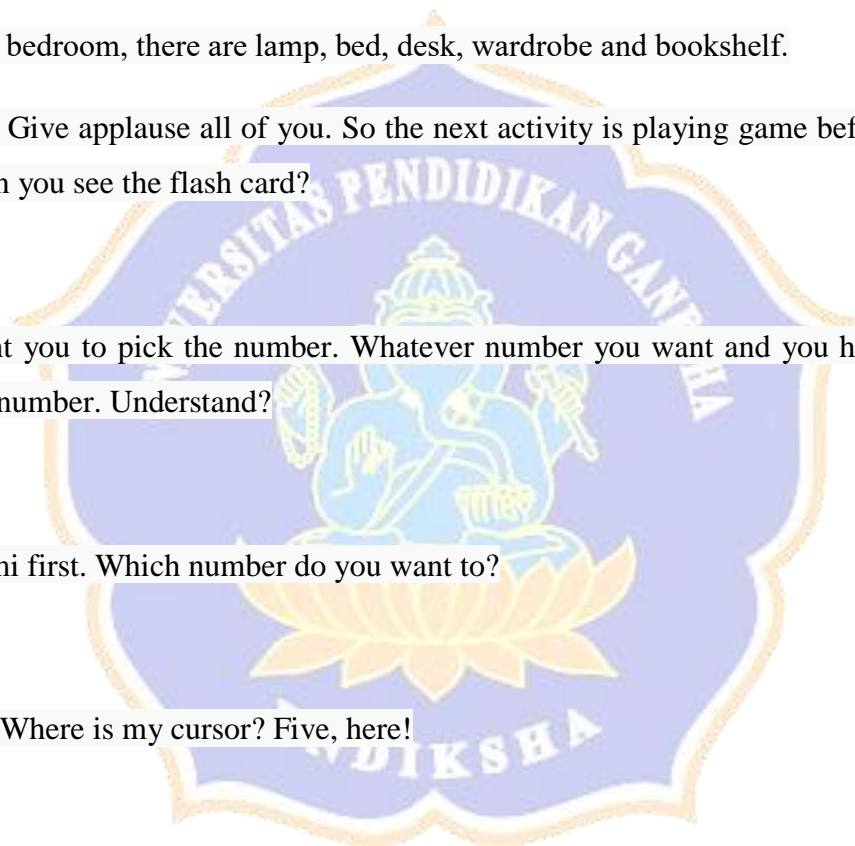
T: Okay great. How about Erin? Which number?

S: Six

T: Okay

S: Closet or wardrobe

T: Good student. How about Febri? Which number do you want to pick?



S: Three

T: Okay this one, what did you call it?

S: The chair

T: Okay I think you already understand about the things in bedroom. So, who can conclude this material?

S: Me! So, our material today is about things in bedroom. We can mention one by one the things in the bedroom, like bed, chair, lamp, and other.

T: Okay. Do you have any question?

S: No

T: No? I think overall is easy right?

S: Yes

T: Okay before we end this class let's pray. Take a good sit and pray start. Pray end. Thank you. Bye-bye.

S: Bye-bye

(Student: CIIM)

T: Good morning students.

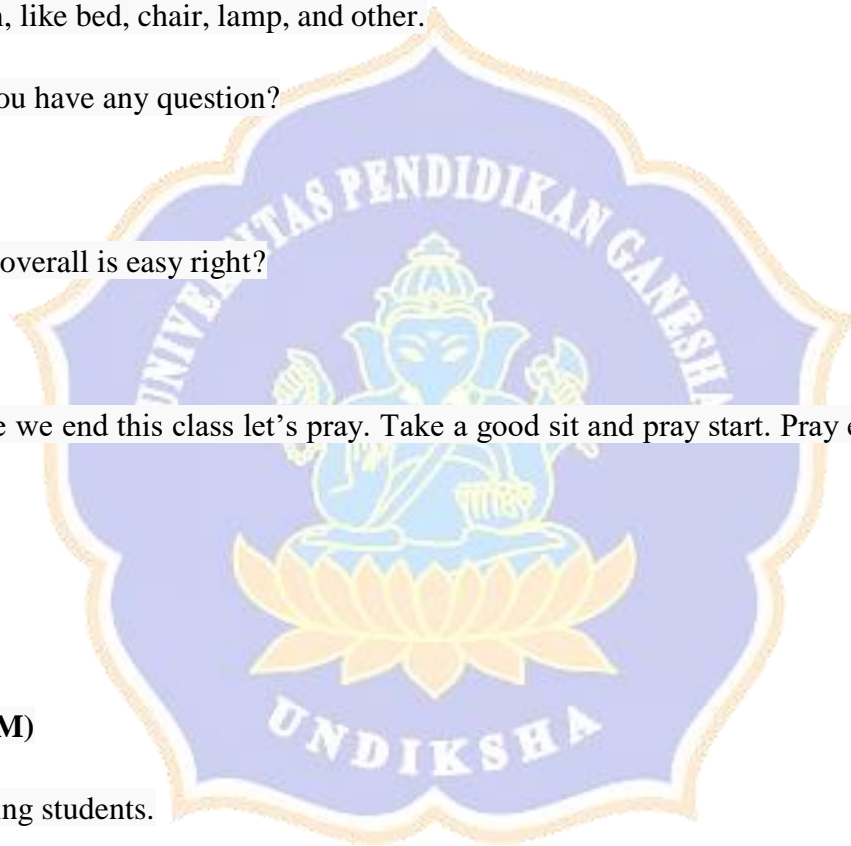
S: Good morning

T: How are you today?

S: I am fine, and you?

T: I am fine too, thank you. So, are you ready for the lesson today?

S: Yes



T: Great. Who is absent today?

S: Tidak ada

T: No one? Great! Before we start our lesson today, let's pray together. Before that, let's put your hand on the table, like this, on the table. Okay pray start. Pray end. Okay before we start the lesson let's check your preparations. Put your book on the table. Put your pen or pencil on the book. Put another thing that you don't use in the bag. And then put your bag under the table. Okay that's great. Are you ready for the lesson?

S: Yes

T: and then before we start the material, let's watch the video first. Okay are you ready for watch the video?

S: Yes

T: Are you happy watch the video?

S: Yes

T: Good. Are you understand about in, on, and under?

S: No

T: Okay I will explain to you. On if something is above the thing but they are stick together. In is if something is for example, let's call it box, the pen is in the box. And then under, meaning that something is lower than something else, like this. The pencil is under the box. Okay, let's do the task to make sure you understand about the preposition. Don't worry if you cannot answer all the questions because we still learning, right? Kita masih belajar. Okay I will give you five minutes to do the assignment and then let's check the answer letter, okay? Let's start! Don't cheat! If you can't answer all the question, it's okay. Okay time is up. Let's check your answer. Who can answer number one? Okay Sinta.

S: The cat is in the box.

T: Yes great. The cat is in the box. And the number two

S: The dog is under the table

T: Great. Number three

S: The fish is in the aquarium

T: Yes great. The fish is in the aquarium.

T: Great student. Have you answered all the questions?

S: Yes

T: Have you got the right answer from the question?

S: Yes

T: Great. Okay you already understand about the preposition. Let's play the game. Do you want to play a game?

S: Yes

T: Okay let's play a game and in this game you will answer the question like you did before. Who get the answer will get five bonus points. Siapa yang bisa menjawab akan mendapatkan 5 poin tambahan. Understand?

S: Yes

T: First of all let's take a look on the picture. If you want to answer the question you must guess my hands do, like on, in, and under, okay?

S: Okay

T: For the quick one will answer the question. If your answer is right, you will get five bonus point. Mengerti?

S: Ya

T: Are you ready?

S: Yes. In!

T: Yes, the first one is in. okay.

S: On!

T: Number two is on. Please focus everyone!

S: Number three is under.

T: Under. Wow you already did a great job today. Give applause. Students, before we end the class, I will give you assignment, the assignment is for next week. You will make five sentences using in, on, and under. Lima kalimat menggunakan in, on, and under. Mengerti?

S: Yes

T: Good. Students, before we end the class, let's pray together. Put your hands on the table. Pray start. Pray end. Thank you students. See you next week. Bye-bye.

S: Bye-bye

