



Lampiran 1 Kuesioner Karakter *Consistency Personality*

KUESIONER KARAKTER *CONSISTENCY PERSONALITY*

No	Pernyataan	SS	S	KS	TS	STS
1.	Saya memohon petunjuk kepada tuhan jika saya terkena musibah					
2.	Kegagalan yang saya alami akan memicu saya untuk menjadi lebih baik					
3.	Saya suka memotong pembicaraan lawan bicara					
4.	Saya selalu menutupi kelemahan diri saya					
5.	Saya suka berbohong jika meminta uang saku kepada orang tua					
6.	Suasana hati saya akan hancur jika saya mendapatkan teguran atas kesalahan yang sayang perbuat					
7.	Saya tidak pernah mencuri walaupun sedang kepepet					
8.	Saya bolos di jam pelajaran jika saya tidak mengerjakan tugas					
9.	Saya tidak bersedia betukar pikiran dengan teman					
10.	Saya memakai seragam sekolah sesuai dengan tata tertib sekolah					

11.	Saya menjadi pendengar yang baik ketika ada temen mengemukakan pendapat					
12.	Saya mengerjakan ujian sendiri					
13.	Saya bolos saat upacara bendera					
14.	Saya tidak pernah mengikuti persembahyangan bersama di sekolah					
15.	Jika ada PR saya akan datang ke sekolah lebih awal untuk mencontek pekerjaan teman					
16.	Saya membayar teman saya agar mau membuatkan saya PR					
17.	Saya selalu giat belajar agar mendapatkan nilai yang bagus					
18.	Saya mengembalikan peralatan praktik sesuai dengan jumlah alat yang tercantum dalam format peminjaman peralatan					
19.	Saya mampu mengatasi situasi ketika pendapat saya tidak diterima oleh teman-teman dikelas					
20.	Saya suka menunda waktu dalam mengerjakan tugas					
21.	Saya tidak suka ada yang berkomentar mengenai pendapat saya pada saat berdiskusi					
22.	Saya selalu menjawab pertanyaan dari guru walaupun saya ragu dalam menjawab					
23.	Saya yakin dapat menyelesaikan tugas tepat pada waktunya					

24.	Saya menghadapi masalah tanpa bantuan orang lain					
25.	Saya ikut menyanyikan lagu wajib saat upacara bendera					
26.	Saya membantu teman saya yang tugas piket					
27.	Saya menghormati orang yang lebih tua					
28.	Saya datang terlambat saat upacara bendera					
29.	Saya suka menolong teman saya ketika mereka sedang memerlukan bantuan					
30.	Saya akan mencontek pekerjaan teman jika saya merasa tidak mampu mengerjakan sendiri					
31.	Saya mengakui kesalahan saya jika saya salah					
32.	Saya tidak suka mengerjakan tugas sampai tuntas					
33.	Saya mendapatkan hukuman oleh orang tua ketika saya mendapatkan nilai yang buruk.					
34.	Saya selalu datang ke sekolah dengan tepat waktu					
35.	Saya mengerjakan tugas yang diberikan dengan senang hati					

Lampiran 2 Uji Pakar Instrumen

Validasi Pakar I

PENGEMBANGAN INSTRUMEN KARAKTER

CONSISTENCY PERSONALITY

VALIDITAS INSTRUMEN (5 PAKAR)

Pakar I

Nama Pakar : Prof.Dr.Nyoman Dantes

Variabel : Karakter *Consistency Personality*

PEMILIK INSTRUMEN


Nama : Ni Koming Evi Savitri

NIM : 1711011022

Program Studi : Bimbingan Konseling

No. Butir	Respon <i>Judges</i> (√)		Saran/ Komentar
	Relevan	Tidak Relevan	
1	√		
2	√		
3	√		
4	√		
5	√		
6	√		
7	√		
8	√		
9	√		

10	√		
11	√		
12	√		
13	√		
14	√		
15	√		
16	√		
17	√		
18	√		
19	√		
20	√		
21	√		
22	√		
23	√		
24	√		
25	√		
26	√		
27	√		
28	√		
29	√		
30	√		
31	√		
32	√		
33	√		
34	√		



35	√		
----	---	--	--

Singaraja, 5 Juni 2020

Pakar I



Prof. Dr. Nyoman Dantes

NIDK.8828123419



Validasi Pakar II**PENGEMBANGAN INSTRUMEN KARAKTER*****CONSISTENCY PERSONALITY*****VALIDITAS INSTRUMEN (5 PAKAR)****Pakar II**

Nama Pakar : Kade Sathya Gita Rismawan,S.Pd.,M.Pd

Variabel : Karakter *Consistency Personality*

PEMILIK INSTRUMEN


Nama : Ni Koming Evi Savitri

NIM : 1711011022

Program Studi : Bimbingan Konseling


No. Butir	Respon Judges (√)		Saran/ Komentar
	Relevan	Tidak Relevan	
1	√		
2	√		
3	√		
4	√		
5	√		
6	√		
7	√		
8	√		
9	√		
10	√		

11	√		
12	√		
13	√		
14	√		
15	√		
16	√		
17	√		
18	√		
19	√		
20	√		
21	√		
22	√		
23	√		
24	√		
25	√		
26	√		
27	√		
28	√		
29	√		
30	√		
31	√		
32	√		
33	√		
34	√		
35	√		



Singaraja, 5 Juni 2020

Pakar II



Kadek Sathya Gita Rismawan,S.Pd.,M.Pd

NIP.1990120420180501350



Validasi Pakar III**PENGEMBANGAN INSTRUMEN KARAKTER*****CONSISTENCY PERSONALITY*****VALIDITAS INSTRUMEN (5 PAKAR)****Pakar III**

Nama Pakar : Dr. Kadek Suranata,S.Pd,M.Pd.,Kons

Variabel : Karakter *Consistency Personality*

PEMILIK INSTRUMEN


Nama : Ni Koming Evi Savitri

NIM : 1711011022

Program Studi : Bimbingan Konseling

No. Butir	Respon Judges (√)		Saran/ Komentar
	Relevan	Tidak Relevan	
1	√		
2	√		
3	√		
4	√		
5	√		
6	√		
7	√		
8	√		
9	√		
10	√		

11	√		
12	√		
13	√		
14	√		
15	√		
16	√		
17	√		
18	√		
19	√		
20	√		
21	√		
22	√		
23	√		
24	√		
25	√		
26	√		
27	√		
28	√		
29	√		
30	√		
31	√		
32	√		
33	√		
34	√		
35	√		



Singaraja, 5 Juni 2020

Pakar III



Dr. Kadek Suranata, S.Pd, M.Pd., Kons

NIP.198208162008121002



Validasi Pakar IV**PENGEMBANGAN INSTRUMEN KARAKTER*****CONSISTENCY PERSONALITY*****VALIDITAS INSTRUMEN (5 PAKAR)****Pakar IV**

Nama Pakar :

Variabel : Karakter *Consistency Personality***PEMILIK INSTRUMEN**


Nama : Ni Koming Evi Savitri

NIM : 1711011022

Program Studi : Bimbingan Konseling

No. Butir	Respon Judges (√)		Saran/ Komentar
	Relevan	Tidak Relevan	
1	√		
2	√		
3	√		
4	√		
5	√		
6	√		
7	√		
8	√		
9	√		
10	√		

11	√		
12	√		
13	√		
14	√		
15	√		
16	√		
17	√		
18	√		
19	√		
20	√		
21	√		
22	√		
23	√		
24	√		
25	√		
26	√		
27	√		
28	√		
29	√		
30	√		
31	√		
32	√		
33	√		
34	√		
35	√		



Singaraja, 5 Juni 2020

Pakar IV



Drs. I Wayan Gebloh

NIP. 196808031990021005



Validasi Pakar V**PENGEMBANGAN INSTRUMEN KARAKTER*****CONSISTENCY PERSONALITY*****VALIDITAS INSTRUMEN (5 PAKAR)****Pakar V**

Nama Pakar : Ni Wayan Suriati,S.Pd

Variabel : Karakter *Consistency Personality*

PEMILIK INSTRUMEN


Nama : Ni Koming Evi Savitri

NIM : 1711011022

Program Studi : Bimbingan Konseling

No. Butir	Respon Judges (√)		Saran/ Komentar
	Relevan	Tidak Relevan	
1	√		
2	√		
3	√		
4	√		
5	√		
6	√		
7	√		
8	√		
9	√		
10	√		

11	√		
12	√		
13	√		
14	√		
15	√		
16	√		
17	√		
18	√		
19	√		
20	√		
21	√		
22	√		
23	√		
24	√		
25	√		
26	√		
27	√		
28	√		
29	√		
30	√		
31	√		
32	√		
33	√		
34	√		
35	√		



Singaraja, 5 Juni 2020

Pakar V



Ni Wayan Suriati, S.Pd

NIP.196112311983042039



10	Komang Wiryantini	P	2	5	4	5	3	5	3	5	5	2	5	5	4
11	Siti Rahma	P	2	5	4	4	2	4	3	4	4	4	4	4	4
12	Kadek Sinta Utami Putri	P	2	5	5	4	2	3	1	4	4	2	5	4	3
13	ZAHRA RATU DESFITHA	P	2	5	5	5	4	5	3	5	4	5	5	5	3
14	Jesslyn Anastasia Wijaya	P	2	5	4	4	3	5	3	5	4	4	4	4	3
15	Putu Vendy Prastiadi Okamiawan	L	2	5	4	4	4	4	4	4	4	4	4	4	3
16	Kadek Desi Widiawati	P	2	4	4	4	2	4	2	4	4	2	5	4	5
17	Made diah lestarini	P	2	4	4	4	2	4	2	4	4	2	4	4	4
18	I Gede Sudiatmika	L	2	5	3	4	2	3	1	4	4	2	5	5	4
19	Komang Yogi Wardana	L	2	3	4	5	3	4	3	4	4	3	5	3	4
20	BAGUS DAMAR NEGARA	L	2	5	5	3	2	4	3	2	4	4	5	5	4
21	Gede Wekayana Wiryatedja	L	2	5	4	5	4	5	4	5	5	4	5	5	5

22	I gede yoga Sanjaya	L	2	5	4	4	2	5	1	5	5	2	5	5	5
23	Gede Ryana Pradipta Diwantara	L	2	5	5	1	1	1	1	5	1	1	5	5	5
24	Luh putu suci cahyani putri	P	2	5	4	4	2	5	4	4	4	4	4	4	4
25	putu radha meila pareksia pariasa	P	2	4	4	5	3	4	3	5	4	4	4	4	4
26	Putu Dea Eka Pratiwi	P	2	5	5	5	3	4	4	3	5	5	5	5	5
27	Nyoman Dinda Ayu Mahadewi Kusuma Putri	P	2	2	4	4	3	4	3	4	3	4	3	3	3
28	Putu Karisma Putri	P	1	4	4	5	2	4	2	5	4	4	4	4	5
29	Ni Putu Nindy Arnayla	P	1	5	5	5	1	5	4	5	5	4	5	5	5
30	Komang anggrie diah puspita dewi	P	1	5	5	2	1	5	5	5	3	5	4	4	4
31	Felita Delfina	P	1	4	4	4	3	4	3	4	4	3	4	4	3
32	Radithya Keshava Rayner Bimantara	L	2	5	5	4	3	5	3	5	5	3	5	5	3

33	komang wahyuni putri wulandari	P	1	5	5	5	2	5	3	5	5	5	5	5	5
34	Ayu Dharma Prabhasidhi Bukian	P	1	5	4	3	4	5	2	4	5	4	5	4	3
35	Ni Luh Putu Ayu Katrina Dewi	P	1	5	4	2	2	3	1	4	4	3	5	4	4
36	Putu Ocha Chandra Putri	P	1	5	5	4	3	5	3	5	5	5	5	5	5
37	I Gede Ananda Vijadharma	L	1	5	5	5	3	5	5	5	5	5	5	5	5
38	Made Gyanandra Adi Pramana	L	1	5	5	3	2	5	4	5	5	5	5	5	5
39	Devananda savitendra	L	1	5	5	5	3	5	3	5	5	5	5	5	5
40	Putu Wirma Biyan Susanthi	P	1	5	5	4	3	5	4	5	5	3	5	5	5
41	Putu Indiana Pramesti	P	1	5	5	4	2	5	4	5	5	5	5	5	5
42	Kadek Wikayla Prabawati	P	1	5	4	2	4	5	4	4	5	4	5	4	4
43	Alvin Fernando kusuma	L	1	4	4	4	4	4	4	4	4	4	5	4	5
44	Made Bella Redita Putri Gunarta	P	1	5	4	5	4	5	4	5	5	5	5	5	5

45	Kadek Rania Maharani Putri Astawan	P	1	5	5	5	4	5	4	5	5	4	5	5	5
46	Ni Putu Wiryani Kusuma Dewi	P	1	5	4	4	3	5	5	5	5	5	5	5	4
47	GD.Farrel Yudistira	L	2	4	5	4	3	5	4	5	5	2	5	5	4
48	Made Dwinov Karinayani	P	1	5	5	5	2	5	2	5	5	5	5	5	5
49	I Gede Adrian Dharma Putra	L	1	5	5	5	4	4	1	5	5	5	5	5	5
50	Putu Nadya Hapsari	P	1	5	4	4	3	5	3	5	5	5	5	4	5
51	Ni Luh Putu Taman Anandina Seva	P	1	3	5	5	1	5	3	5	5	5	5	5	5
52	Kadek Sita Adelia Warsito	P	1	5	5	5	4	5	3	5	5	5	5	5	5
53	Kadek Riska Putri Wulandari	P	1	4	4	4	3	4	4	5	5	4	5	5	5
54	Made Anindya Waisesika Ananda	L	1	5	5	5	2	5	3	5	5	4	5	4	5
55	Kadek Nanda Widya Ningsih	P	1	5	5	5	2	4	4	5	5	1	5	5	5
56	Made Chatya Indira Putra	L	1	3	4	4	3	4	4	4	5	5	4	4	4

57	Ananda Krishna Murti	L	1	4	4	4	2	5	4	5	5	5	5	4	3
58	Ni Putu Dhanya Putri Yudisena	P	1	5	4	3	2	4	3	5	5	5	5	4	5
59	Kadek Wili mahesa putra	L	1	1	5	5	3	4	2	4	5	3	5	4	4
60	Komang Intan Kartika	P	2	4	4	5	3	5	4	5	5	4	5	4	4
61	I Kadek Yudi Agus Pratama	L	1	5	5	4	2	5	4	5	5	5	5	5	5
62	Komang Radha Dharma Iswari	P	1	5	3	4	2	5	2	5	5	4	5	4	4
63	Ni Nyoman Indira Maharani Putri Arsana	P	1	5	5	5	4	5	4	5	5	4	5	4	5
64	Komang Gendys Tari Prameswari	P	1	5	5	5	4	5	4	5	5	2	5	5	5
65	made adela virnya pramesti	P	2	4	4	4	3	5	1	5	5	4	5	4	4
66	Carlita Olivia Ganitri	P	2	4	5	5	3	5	3	3	5	4	4	4	3
67	Kadek kartika aryanti pynatih	P	2	4	5	4	3	5	3	5	4	3	5	5	4
68	Putu Dewi Adelia Septya Paramita	P	1	5	5	5	4	5	4	5	5	4	5	5	5

69	Gede Ryandra Dharma Wicaksana	L	1	5	5	5	5	5	5	5	1	5	5	5	5
70	putu dewi dhama manggalani	P	2	5	5	4	2	4	3	5	4	4	5	5	4
71	Kadek Widhi Rama Putra	L	1	5	5	5	5	5	2	5	5	5	5	5	5
72	Putu Nindya Arianthi	P	1	5	5	4	2	5	2	5	1	5	5	5	5
73	Made Pryamanaya Satria Dewadatta Ganesha Pooja	L	1	5	5	5	5	5	5	5	1	5	5	5	5
74	I Made Dandy Dananjaya Ryawan	L	1	5	4	4	2	5	2	4	1	2	4	4	4
75	Komang Dara Ayu Lestari	P	2	5	4	4	3	4	2	5	1	4	5	4	4
76	Ni Kadek Bunga Sheilamitha	P	1	5	5	5	4	5	4	5	1	5	5	5	5
77	Nyoman Widi Punggawani	P	1	5	5	4	2	4	5	4	2	5	5	4	5
78	Kezia Vania Dwipayana	P	1	5	5	5	5	5	5	5	5	5	5	5	5
79	Putu Keishya Andani Kaulika Mulyana	P	1	5	4	3	4	5	3	5	5	5	4	4	5

80	Komang Angel Novianti	P	3	5	4	4	2	4	2	4	5	4	5	4	4
81	Nanda Teja Kumara	L	2	4	5	4	1	5	2	5	5	4	4	5	5
82	Ni Made Ratna Indra Sari	P	3	5	5	5	4	5	4	5	5	5	5	5	5
83	Made Anindya Dana Adnyani	P	2	5	3	5	4	5	2	5	5	5	5	4	4
84	Made Aditya Bali Rama	L	3	4	5	4	3	5	3	1	4	5	4	4	5
85	Putu Nadin Saskirani Putri	P	2	5	5	4	3	5	3	5	5	1	5	5	5
86	Ketut yodi mahamerta	L	3	5	5	4	2	4	3	5	4	3	5	5	4
87	Kd Priska Ananda Tyastika Canis	P	2	5	4	4	2	4	3	4	4	4	4	4	3
88	Zheng Gan Hong	L	2	4	3	2	2	5	2	5	5	4	5	4	2
89	Putu Arya Yudha Pratama	L	2	4	5	4	4	5	4	1	5	5	5	5	5
90	Ni Luh Putu Nathania Utami	P	2	5	5	3	3	5	4	5	5	4	5	5	5
TOTAL SKOR				415	402	375	254	411	279	406	393	351	427	404	389

No.	Nama Lengkap	Jenis Kelamin	Kelas	Butir Pernyataan												
				13	14	15	16	17	18	19	20	21	22	23	24	
1	Putu Vidya Hapsari	P	2	5	4	4	5	4	4	4	4	4	3	3	3	
2	Aura Dwitaryanto	P	2	5	5	5	5	5	5	5	5	5	4	2	5	1
3	GEDE Ary yoga pranata	L	3	5	5	4	5	4	3	3	2	3	3	3	3	
4	Nendra Saputra	L	2	5	5	4	5	4	4	4	4	2	2	4	4	
5	Made Verlin Anindya Apsari	P	2	5	5	5	5	4	3	4	4	4	4	3	4	
6	Keefe clarence Alexander artanto	L	2	5	5	4	5	5	5	5	3	2	3	3	4	
7	I Gusti Ayu Made Kania Widnyani Dewantari	P	2	5	5	5	5	3	4	2	2	3	4	4	1	
8	Putu Eka Kartika Dewi	P	2	4	5	5	5	4	5	4	3	4	3	5	2	
9	Komang Verliyanti Triwahyuni	P	2	4	4	4	4	4	4	4	4	4	3	4	3	
10	Komang Wiryantini	P	2	5	5	5	5	5	5	4	4	5	3	5	2	

11	Siti Rahma	P	2	4	4	4	4	4	4	4	4	3	4	2	4	2
12	Kadek Sinta Utami Putri	P	2	5	5	4	5	5	4	2	5	4	3	4	5	
13	ZAHRA RATU DESFITHA	P	2	5	5	5	5	3	5	4	3	5	2	4	4	
14	Jesslyn Anastasia Wijaya	P	2	4	4	4	4	3	3	3	3	4	3	4	3	
15	Putu Vendy Prastiadi Okamiawan	L	2	5	5	4	5	3	4	3	4	4	4	2	2	
16	Kadek Desi Widiawati	P	2	4	4	4	5	4	4	4	4	3	2	4	3	
17	Made diah lestarini	P	2	5	5	4	4	4	4	4	3	4	4	4	4	
18	I Gede Sudiatmika	L	2	5	5	3	4	2	5	5	2	4	3	4	4	
19	Komang Yogi Wardana	L	2	4	5	3	5	4	4	4	3	4	2	3	3	
20	BAGUS DAMAR NEGARA	L	2	5	5	4	5	4	4	4	4	3	3	4	5	
21	Gede Wekayana Wiryatedja	L	2	5	5	5	5	5	5	4	5	4	2	5	2	
22	I gede yoga Sanjaya	L	2	5	5	5	5	5	5	4	5	4	2	5	4	

34	Ayu Dharma Prabhasidhi Bukian	P	1	5	5	4	5	4	4	3	4	4	2	5	2
35	Ni Luh Putu Ayu Katrina Dewi	P	1	5	5	5	5	4	4	4	3	3	3	4	5
36	Putu Ocha Chandra Putri	P	1	5	5	5	5	5	5	5	5	5	2	5	2
37	I Gede Ananda Vijadharna	L	1	5	5	5	5	5	5	5	5	5	1	5	3
38	Made Gyanandra Adi Pramana	L	1	5	5	5	5	5	5	5	4	5	3	5	3
39	Devananda savitendra	L	1	5	1	5	5	5	5	5	5	5	1	5	3
40	Putu Wirma Biyan Susanthi	P	1	5	5	5	5	5	5	3	5	5	2	5	2
41	Putu Indiana Pramesti	P	1	5	5	5	5	5	5	5	5	5	1	5	4
42	Kadek Wikayla Prabawati	P	1	5	4	5	5	5	5	4	4	4	2	4	1
43	Alvin Fernando kusuma	L	1	4	4	4	4	5	4	3	4	4	2	4	3
44	Made Bella Redita Putri Gunarta	P	1	5	5	5	5	5	5	4	4	5	2	5	4
45	Kadek Rania Maharani Putri Astawan	P	1	5	5	5	5	5	5	3	5	5	3	5	3

46	Ni Putu Wiryani Kusuma Dewi	P	1	5	5	5	5	5	5	5	5	5	5	1	5	2
47	GD.Farrel Yudistira	L	2	5	5	5	5	4	4	4	4	4	4	3	4	2
48	Made Dwinov Karinayani	P	1	5	5	5	5	5	4	5	5	4	2	5	1	
49	I Gede Adrian Dharma Putra	L	1	5	5	5	5	5	5	4	4	1	2	5	2	
50	Putu Nadya Hapsari	P	1	5	5	5	5	4	4	3	3	4	3	5	2	
51	Ni Luh Putu Taman Anandina Seva	P	1	5	5	5	5	5	5	5	5	4	3	5	2	
52	Kadek Sita Adelia Warsito	P	1	5	5	5	5	5	5	3	5	5	2	4	3	
53	Kadek Riska Putri Wulandari	P	1	5	5	4	5	4	5	4	4	4	4	4	2	
54	Made Anindya Waisesika Ananda	L	1	5	5	5	5	5	5	3	4	4	3	4	3	
55	Kadek Nanda Widya Ningsih	P	1	5	5	5	5	4	5	2	5	2	2	5	2	
56	Made Chatya Indira Putra	L	1	5	5	5	5	4	3	3	4	4	3	4	3	
57	Ananda Krishna Murti	L	1	5	5	5	5	4	4	3	2	4	1	5	3	

58	Ni Putu Dhanya Putri Yudisena	P	1	5	4	5	5	4	5	4	3	4	3	5	3
59	Kadek Wili mahesa putra	L	1	5	5	4	4	5	4	3	4	4	3	4	4
60	Komang Intan Kartika	P	2	5	5	5	5	5	5	5	4	4	2	5	2
61	I Kadek Yudi Agus Pratama	L	1	5	5	5	5	5	5	5	4	5	1	5	3
62	Komang Radha Dharma Iswari	P	1	5	5	5	5	4	4	3	2	3	4	5	3
63	Ni Nyoman Indira Maharani Putri Arsana	P	1	5	5	5	5	5	5	4	5	4	2	4	3
64	Komang Gendys Tari Prameswari	P	1	5	4	5	5	5	5	3	4	5	2	5	3
65	made adela virद्या pramesti	P	2	5	5	4	5	4	4	4	5	4	2	4	3
66	Carlita Olivia Ganitri	P	2	5	5	5	5	4	4	3	3	5	3	4	2
67	Kadek kartika aryanti pynatih	P	2	5	5	4	5	4	5	4	3	4	3	4	4
68	Putu Dewi Adelia Septya Paramita	P	1	5	5	5	5	5	5	4	5	5	1	4	2

69	Gede Ryandra Dharma Wicaksana	L	1	5	5	5	5	5	5	5	5	5	5	5	1
70	putu dewi dhama manggalani	P	2	5	5	4	5	5	4	5	3	5	3	4	3
71	Kadek Widhi Rama Putra	L	1	5	5	5	5	5	5	4	5	1	1	5	4
72	Putu Nindya Arianthi	P	1	5	5	5	5	5	5	4	4	5	2	5	2
73	Made Pryamanaya Satria Dewadatta Ganesha Pooja	L	1	5	5	5	5	5	5	5	5	5	1	5	1
74	I Made Dandy Dananjaya Ryawan	L	1	5	5	5	5	4	4	2	2	4	4	3	3
75	Komang Dara Ayu Lestari	P	2	5	5	4	5	4	4	4	4	4	3	4	2
76	Ni Kadek Bunga Sheilamitha	P	1	5	5	5	5	5	5	5	5	5	1	5	3
77	Nyoman Widi Punggawani	P	1	5	5	5	5	5	5	4	3	5	1	4	5
78	Kezia Vania Dwipayana	P	1	5	5	5	5	5	5	4	5	5	2	5	1
79	Putu Keishya Andani Kaulika Mulyana	P	1	5	5	5	5	5	5	5	4	5	4	5	2

80	Komang Angel Novianti	P	3	5	5	5	5	4	4	4	4	4	4	4	3
81	Nanda Teja Kumara	L	2	5	5	4	5	5	5	4	2	4	3	5	4
82	Ni Made Ratna Indra Sari	P	3	5	5	5	5	5	5	4	4	5	4	5	3
83	Made Anindya Dana Adnyani	P	2	5	5	4	5	4	5	5	1	3	4	5	3
84	Made Aditya Bali Rama	L	3	5	5	5	5	4	5	4	3	4	3	3	3
85	Putu Nadin Saskirani Putri	P	2	5	5	5	5	5	5	5	5	4	4	1	3
86	Ketut yodi mahamerta	L	3	4	4	4	4	4	4	4	3	4	1	4	3
87	Kd Priska Ananda Tyastika Canis	P	2	5	4	4	5	3	4	4	3	4	4	3	4
88	Zheng Gan Hong	L	2	5	4	4	5	3	5	5	2	4	5	4	3
89	Putu Arya Yudha Pratama	L	2	5	5	5	5	5	5	4	3	4	3	5	4
90	Ni Luh Putu Nathania Utami	P	2	5	5	5	5	5	5	4	3	5	3	4	3
TOTAL SKOR				432	428	414	437	395	407	358	340	363	234	384	260

No.	Nama Lengkap	Jenis Kelamin	Kelas	Butir Pernyataan											Total
				25	26	27	28	29	30	31	32	33	34	35	Skor
1	Putu Vidya Hapsari	P	2	4	3	4	4	3	4	3	4	3	3	3	127
2	Aura Dwitaryanto	P	2	5	3	5	5	5	5	5	5	3	5	5	159
3	GEDE Ary yoga pranata	L	3	4	4	5	4	4	3	5	4	2	4	4	134
4	Nendra Saputra	L	2	5	4	5	4	4	5	4	5	2	4	4	134
5	Made Verlin Anindya Apsari	P	2	5	4	5	5	5	3	4	5	2	5	4	146
6	Keefe clarence Alexander artanto	L	2	5	2	5	5	4	4	4	5	1	3	4	142
7	I Gusti Ayu Made Kania Widnyani Dewantari	P	2	5	4	5	5	4	3	4	5	1	5	3	130
8	Putu Eka Kartika Dewi	P	2	5	4	5	5	5	4	3	5	3	4	4	142
9	Komang Verliyanti Triwahyuni	P	2	4	3	4	4	4	4	4	4	2	4	4	134
10	Komang Wiryantini	P	2	5	5	5	5	5	4	5	5	2	5	5	155

11	Siti Rahma	P	2	4	4	5	4	4	4	4	4	2	4	4	132
12	Kadek Sinta Utami Putri	P	2	5	3	5	5	4	3	4	5	3	5	4	139
13	ZAHRA RATU DESFITHA	P	2	5	4	4	5	4	3	3	5	1	5	4	147
14	Jesslyn Anastasia Wijaya	P	2	3	3	4	4	4	4	4	4	2	4	4	130
15	Putu Vendy Prastiadi Okamiawan	L	2	5	2	4	4	3	4	3	3	2	3	3	129
16	Kadek Desi Widiawati	P	2	5	4	5	4	4	2	5	4	3	5	4	134
17	Made diah lestarini	P	2	4	4	4	4	4	4	4	4	4	4	3	134
18	I Gede Sudiatmika	L	2	5	5	5	5	4	3	4	3	5	4	4	135
19	Komang Yogi Wardana	L	2	5	4	5	5	5	3	4	3	1	4	3	131
20	BAGUS DAMAR NEGARA	L	2	5	4	5	5	5	3	5	5	4	5	5	147
21	Gede Wekayana Wiryatedja	L	2	5	4	5	5	4	5	4	5	2	4	4	155
22	I gede yoga Sanjaya	L	2	5	4	5	4	5	4	5	4	2	4	5	149

23	Gede Ryana Pradipta Diwantara	L	2	5	5	5	1	5	1	5	1	5	5	5	111
24	Luh putu suci cahyani putri	P	2	4	4	4	5	4	4	4	5	2	4	4	138
25	putu radha meila pareksia pariasa	P	2	4	3	4	5	4	4	4	4	3	4	2	134
26	Putu Dea Eka Pratiwi	P	2	5	3	5	5	5	5	4	5	2	5	5	157
27	Nyoman Dinda Ayu Mahadewi Kusuma Putri	P	2	4	3	4	5	4	3	3	4	2	4	3	120
28	Putu Karisma Putri	P	1	4	5	5	5	4	4	3	3	2	4	3	136
29	Ni Putu Nindy Arnayla	P	1	5	5	5	5	5	5	5	5	1	5	5	155
30	Komang anggrie diah puspita dewi	P	1	5	3	5	4	4	5	5	2	1	4	4	137
31	Felita Delfina	P	1	4	4	4	4	4	3	3	4	2	4	3	131
32	Radithya Keshava Rayner Bimantara	L	2	5	5	5	5	5	5	5	5	5	5	3	152
33	komang wahyuni putri wulandari	P	1	5	3	5	5	5	5	4	5	4	5	4	162

34	Ayu Dharma Prabhasidhi Bukian	P	1	5	4	5	4	3	4	4	5	3	4	5	141
35	Ni Luh Putu Ayu Katrina Dewi	P	1	5	4	4	4	3	4	4	4	4	4	5	136
36	Putu Ocha Chandra Putri	P	1	5	4	5	5	5	4	5	5	2	5	4	158
37	I Gede Ananda Vijadharna	L	1	5	5	5	5	5	5	5	5	5	5	5	167
38	Made Gyanandra Adi Pramana	L	1	5	4	5	5	4	5	4	5	2	5	5	158
39	Devananda savitendra	L	1	5	5	5	5	5	5	5	5	2	5	5	158
40	Putu Wirma Biyan Susanthi	P	1	5	3	5	5	5	5	1	5	2	5	5	152
41	Putu Indiana Pramesti	P	1	5	5	5	5	5	5	5	5	1	5	4	160
42	Kadek Wikayla Prabawati	P	1	5	4	5	4	4	5	4	5	1	4	5	144
43	Alvin Fernando kusuma	L	1	4	4	5	4	4	4	4	4	2	4	4	138
44	Made Bella Redita Putri Gunarta	P	1	5	3	5	5	5	4	4	5	2	5	4	158
45	Kadek Rania Maharani Putri Astawan	P	1	5	5	5	5	5	5	5	5	1	5	5	162

46	Ni Putu Wiryani Kusuma Dewi	P	1	5	5	5	5	5	4	5	5	2	5	5	159
47	GD.Farrel Yudistira	L	2	4	3	5	5	5	4	4	5	4	4	4	147
48	Made Dwinov Karinayani	P	1	5	5	5	5	5	5	5	4	3	5	5	157
49	I Gede Adrian Dharma Putra	L	1	5	4	5	5	5	3	5	5	5	5	5	154
50	Putu Nadya Hapsari	P	1	4	4	5	5	4	5	4	5	1	4	4	146
51	Ni Luh Putu Taman Anandina Seva	P	1	4	5	3	5	5	4	3	5	1	4	5	150
52	Kadek Sita Adelia Warsito	P	1	5	3	5	5	5	5	5	5	1	5	5	158
53	Kadek Riska Putri Wulandari	P	1	4	4	5	4	4	4	4	5	2	4	3	145
54	Made Anindya Waisesika Ananda	L	1	5	5	5	5	4	4	5	5	3	5	5	155
55	Kadek Nanda Widya Ningsih	P	1	4	4	5	5	5	4	5	5	4	5	5	149
56	Made Chatya Indira Putra	L	1	5	4	5	5	4	5	4	5	2	4	4	143
57	Ananda Krishna Murti	L	1	5	3	5	4	4	5	4	5	1	4	3	139

58	Ni Putu Dhanya Putri Yudisena	P	1	4	5	5	5	5	5	5	4	4	2	4	4	147
59	Kadek Wili mahesa putra	L	1	4	2	5	5	5	5	5	4	4	4	4	4	140
60	Komang Intan Kartika	P	2	5	4	5	5	3	5	5	5	4	1	5	5	151
61	I Kadek Yudi Agus Pratama	L	1	5	5	5	5	5	5	5	5	5	2	5	5	160
62	Komang Radha Dharma Iswari	P	1	5	3	5	5	3	3	3	3	5	2	5	3	138
63	Ni Nyoman Indira Maharani Putri Arsana	P	1	4	4	5	5	5	5	4	4	5	1	5	5	155
64	Komang Gendys Tari Prameswari	P	1	5	5	5	5	5	5	5	5	5	1	5	5	157
65	made adela virद्या pramesti	P	2	4	4	4	5	2	4	4	4	5	3	4	4	140
66	Carlita Olivia Ganitri	P	2	4	3	5	5	4	4	4	4	4	3	5	3	140
67	Kadek kartika aryanti pynatih	P	2	4	4	5	5	5	5	2	4	4	2	5	4	144
68	Putu Dewi Adelia Septya Paramita	P	1	5	4	5	5	5	5	5	5	5	1	4	4	156

69	Gede Ryandra Dharma Wicaksana	L	1	5	5	5	5	5	5	5	5	5	1	5	5	163
70	putu dewi dhama manggalani	P	2	5	4	5	4	4	3	5	4	4	4	5	4	148
71	Kadek Widhi Rama Putra	L	1	5	5	5	5	5	5	5	5	5	5	5	5	162
72	Putu Nindya Arianthi	P	1	5	4	5	5	5	5	5	5	4	5	4	153	
73	Made Pryamanaya Satria Dewadatta Ganesha Pooja	L	1	5	4	5	5	5	5	5	5	1	5	5	158	
74	I Made Dandy Dananjaya Ryawan	L	1	4	4	4	4	4	4	4	4	2	2	3	126	
75	Komang Dara Ayu Lestari	P	2	4	3	4	5	4	3	4	4	2	4	4	134	
76	Ni Kadek Bunga Sheilamitha	P	1	5	5	5	5	5	4	5	5	1	5	5	158	
77	Nyoman Widi Punggawani	P	1	5	5	5	5	4	4	4	4	4	4	4	150	
78	Kezia Vania Dwipayana	P	1	5	4	5	5	4	5	5	5	1	5	5	161	
79	Putu Keishya Andani Kaulika Mulyana	P	1	5	4	5	4	5	5	4	4	1	2	3	149	

80	Komang Angel Novianti	P	3	5	5	5	5	4	4	4	5	1	5	4	145
81	Nanda Teja Kumara	L	2	5	3	5	5	5	4	5	5	1	5	5	148
82	Ni Made Ratna Indra Sari	P	3	5	4	5	5	5	4	5	4	1	5	5	161
83	Made Anindya Dana Adnyani	P	2	5	5	5	5	4	5	4	5	1	4	3	147
84	Made Aditya Bali Rama	L	3	5	4	5	4	4	5	3	4	1	4	4	139
85	Putu Nadin Saskirani Putri	P	2	4	2	5	5	5	4	5	5	1	4	5	148
86	Ketut yodi mahamerta	L	3	4	4	5	4	4	2	4	4	2	4	4	133
87	Kd Priska Ananda Tyastika Canis	P	2	4	4	4	4	4	4	4	2	2	3	3	130
88	Zheng Gan Hong	L	2	4	4	5	5	5	4	5	4	2	5	4	139
89	Putu Arya Yudha Pratama	L	2	5	5	5	5	5	5	4	5	3	5	5	157
90	Ni Luh Putu Nathania Utami	P	2	5	3	5	5	5	4	5	5	2	5	5	155
TOTAL SKOR				420	356	433	422	397	372	384	404	202	399	377	13124

Lampiran 4 Hasil Uji Validitas dengan program SPSS versi 25

		Item1	Item2	Item3	Item4	Item5
Item1	Pearson Correlation	1	.182	-.108	.043	.168
	Sig. (2-tailed)		.087	.310	.689	.114
	N	90	90	90	90	90
Item2	Pearson Correlation	.182	1	.144	.045	.156
	Sig. (2-tailed)	.087		.175	.677	.143
	N	90	90	90	90	90
Item3	Pearson Correlation	-.108	.144	1	.431**	.311**
	Sig. (2-tailed)	.310	.175		.000	.003
	N	90	90	90	90	90
Item4	Pearson Correlation	.043	.045	.431**	1	.313**
	Sig. (2-tailed)	.689	.677	.000		.003
	N	90	90	90	90	90
Item5	Pearson Correlation	.168	.156	.311**	.313**	1
	Sig. (2-tailed)	.114	.143	.003	.003	
	N	90	90	90	90	90
Item6	Pearson Correlation	.093	.231*	.255*	.349**	.374**
	Sig. (2-tailed)	.386	.029	.015	.001	.000
	N	90	90	90	90	90
Item7	Pearson Correlation	.217*	.070	.075	.027	.204
	Sig. (2-tailed)	.040	.513	.484	.803	.054
	N	90	90	90	90	90
Item8	Pearson Correlation	-.070	-.070	.141	.018	.279**
	Sig. (2-tailed)	.512	.512	.185	.863	.008
	N	90	90	90	90	90
Item9	Pearson Correlation	.047	.130	.196	.299**	.411**
	Sig. (2-tailed)	.659	.223	.064	.004	.000
	N	90	90	90	90	90
Item10	Pearson Correlation	.413**	.324**	.048	.090	.161
	Sig. (2-tailed)	.000	.002	.652	.398	.129
	N	90	90	90	90	90
Item11	Pearson Correlation	.384**	.462**	.241*	.175	.250*
	Sig. (2-tailed)	.000	.000	.022	.099	.017
	N	90	90	90	90	90
Item12	Pearson Correlation	.169	.309**	.381**	.228*	.121
	Sig. (2-tailed)	.111	.003	.000	.031	.255
	N	90	90	90	90	90

Correlations

		Item6	Item7	Item8	Item9	Item10
Item1	Pearson Correlation	.093	.217 [*]	-.070	.047	.413 ^{**}
	Sig. (2-tailed)	.386	.040	.512	.659	.000
	N	90	90	90	90	90
Item2	Pearson Correlation	.231 [*]	.070	-.070	.130	.324 ^{**}
	Sig. (2-tailed)	.029	.513	.512	.223	.002
	N	90	90	90	90	90
Item3	Pearson Correlation	.255 [*]	.075	.141	.196	.048
	Sig. (2-tailed)	.015	.484	.185	.064	.652
	N	90	90	90	90	90
Item4	Pearson Correlation	.349 ^{**}	.027	.018	.299 ^{**}	.090
	Sig. (2-tailed)	.001	.803	.863	.004	.398
	N	90	90	90	90	90
Item5	Pearson Correlation	.374 ^{**}	.204	.279 ^{**}	.411 ^{**}	.161
	Sig. (2-tailed)	.000	.054	.008	.000	.129
	N	90	90	90	90	90
Item6	Pearson Correlation	1	.039	.006	.363 ^{**}	.028
	Sig. (2-tailed)		.718	.952	.000	.795
	N	90	90	90	90	90
Item7	Pearson Correlation	.039	1	.012	.039	.246 [*]
	Sig. (2-tailed)	.718		.909	.717	.019
	N	90	90	90	90	90
Item8	Pearson Correlation	.006	.012	1	.037	.131
	Sig. (2-tailed)	.952	.909		.728	.220
	N	90	90	90	90	90
Item9	Pearson Correlation	.363 ^{**}	.039	.037	1	-.026
	Sig. (2-tailed)	.000	.717	.728		.806
	N	90	90	90	90	90
Item10	Pearson Correlation	.028	.246 [*]	.131	-.026	1
	Sig. (2-tailed)	.795	.019	.220	.806	
	N	90	90	90	90	90
Item11	Pearson Correlation	.231 [*]	.358 ^{**}	.085	.077	.458 ^{**}
	Sig. (2-tailed)	.028	.001	.425	.474	.000
	N	90	90	90	90	90
Item12	Pearson Correlation	.296 ^{**}	.119	-.007	.197	.257 [*]
	Sig. (2-tailed)	.005	.265	.945	.063	.015
	N	90	90	90	90	90

Correlations

		Item11	Item12	Item13	Item14	Item15
Item1	Pearson Correlation	.384**	.169	.198	-.058	.300**
	Sig. (2-tailed)	.000	.111	.061	.586	.004
	N	90	90	90	90	90
Item2	Pearson Correlation	.462**	.309**	.070	.034	.293**
	Sig. (2-tailed)	.000	.003	.513	.751	.005
	N	90	90	90	90	90
Item3	Pearson Correlation	.241*	.381**	.247*	.297**	.307**
	Sig. (2-tailed)	.022	.000	.019	.004	.003
	N	90	90	90	90	90
Item4	Pearson Correlation	.175	.228*	.141	.151	.212*
	Sig. (2-tailed)	.099	.031	.185	.155	.045
	N	90	90	90	90	90
Item5	Pearson Correlation	.250*	.121	.507**	.357**	.641**
	Sig. (2-tailed)	.017	.255	.000	.001	.000
	N	90	90	90	90	90
Item6	Pearson Correlation	.231*	.296**	.164	.111	.368**
	Sig. (2-tailed)	.028	.005	.123	.299	.000
	N	90	90	90	90	90
Item7	Pearson Correlation	.358**	.119	-.016	.004	.191
	Sig. (2-tailed)	.001	.265	.882	.967	.071
	N	90	90	90	90	90
Item8	Pearson Correlation	.085	-.007	.312**	.162	.285**
	Sig. (2-tailed)	.425	.945	.003	.127	.007
	N	90	90	90	90	90
Item9	Pearson Correlation	.077	.197	.272**	.157	.360**
	Sig. (2-tailed)	.474	.063	.009	.139	.000
	N	90	90	90	90	90
Item10	Pearson Correlation	.458**	.257*	.237*	.047	.235*
	Sig. (2-tailed)	.000	.015	.024	.660	.026
	N	90	90	90	90	90
Item11	Pearson Correlation	1	.512**	.217*	.052	.286**
	Sig. (2-tailed)		.000	.040	.629	.006
	N	90	90	90	90	90
Item12	Pearson Correlation	.512**	1	.103	.021	.231*
	Sig. (2-tailed)	.000		.336	.841	.028
	N	90	90	90	90	90

Correlations

		Item16	Item17	Item18	Item19	Item20
Item1	Pearson Correlation	.149	.143	.237 [*]	.117	.193
	Sig. (2-tailed)	.160	.180	.025	.273	.069
	N	90	90	90	90	90
Item2	Pearson Correlation	.038	.472 ^{**}	.361 ^{**}	.043	.416 ^{**}
	Sig. (2-tailed)	.723	.000	.000	.690	.000
	N	90	90	90	90	90
Item3	Pearson Correlation	.331 ^{**}	.272 ^{**}	.194	.052	.416 ^{**}
	Sig. (2-tailed)	.001	.010	.066	.626	.000
	N	90	90	90	90	90
Item4	Pearson Correlation	.191	.255 [*]	.285 ^{**}	.091	.334 ^{**}
	Sig. (2-tailed)	.071	.015	.006	.394	.001
	N	90	90	90	90	90
Item5	Pearson Correlation	.593 ^{**}	.244 [*]	.242 [*]	.060	.285 ^{**}
	Sig. (2-tailed)	.000	.020	.021	.577	.006
	N	90	90	90	90	90
Item6	Pearson Correlation	.230 [*]	.313 ^{**}	.160	.129	.344 ^{**}
	Sig. (2-tailed)	.029	.003	.132	.225	.001
	N	90	90	90	90	90
Item7	Pearson Correlation	.016	.191	.305 ^{**}	.180	.235 [*]
	Sig. (2-tailed)	.885	.071	.004	.090	.026
	N	90	90	90	90	90
Item8	Pearson Correlation	.325 ^{**}	.072	.094	-.015	.181
	Sig. (2-tailed)	.002	.503	.376	.886	.088
	N	90	90	90	90	90
Item9	Pearson Correlation	.322 ^{**}	.227 [*]	.191	.261 [*]	.140
	Sig. (2-tailed)	.002	.031	.072	.013	.190
	N	90	90	90	90	90
Item10	Pearson Correlation	.121	.353 ^{**}	.382 ^{**}	.182	.325 ^{**}
	Sig. (2-tailed)	.255	.001	.000	.085	.002
	N	90	90	90	90	90
Item11	Pearson Correlation	.053	.470 ^{**}	.560 ^{**}	.411 ^{**}	.428 ^{**}
	Sig. (2-tailed)	.621	.000	.000	.000	.000
	N	90	90	90	90	90
Item12	Pearson Correlation	.031	.683 ^{**}	.459 ^{**}	.302 ^{**}	.408 ^{**}
	Sig. (2-tailed)	.772	.000	.000	.004	.000
	N	90	90	90	90	90

Correlations

		Item21	Item22	Item23	Item24	Item25
Item1	Pearson Correlation	.171	-.195	.251*	-.175	.320**
	Sig. (2-tailed)	.108	.065	.017	.098	.002
	N	90	90	90	90	90
Item2	Pearson Correlation	.229*	-.374**	.239*	-.092	.218*
	Sig. (2-tailed)	.030	.000	.024	.386	.039
	N	90	90	90	90	90
Item3	Pearson Correlation	.230*	-.187	.141	-.213*	.000
	Sig. (2-tailed)	.029	.077	.185	.044	1.000
	N	90	90	90	90	90
Item4	Pearson Correlation	.178	-.081	.113	-.299**	.128
	Sig. (2-tailed)	.094	.448	.287	.004	.229
	N	90	90	90	90	90
Item5	Pearson Correlation	.465**	-.024	.179	-.409**	.094
	Sig. (2-tailed)	.000	.820	.091	.000	.377
	N	90	90	90	90	90
Item6	Pearson Correlation	.472**	-.207	.084	-.239*	.084
	Sig. (2-tailed)	.000	.051	.432	.023	.433
	N	90	90	90	90	90
Item7	Pearson Correlation	.140	-.175	.326**	-.222*	.107
	Sig. (2-tailed)	.188	.099	.002	.035	.315
	N	90	90	90	90	90
Item8	Pearson Correlation	-.001	.012	.111	-.098	.080
	Sig. (2-tailed)	.992	.914	.297	.358	.456
	N	90	90	90	90	90
Item9	Pearson Correlation	.293**	-.130	.317**	-.170	.218*
	Sig. (2-tailed)	.005	.220	.002	.110	.039
	N	90	90	90	90	90
Item10	Pearson Correlation	.195	-.319**	.455**	-.167	.340**
	Sig. (2-tailed)	.065	.002	.000	.116	.001
	N	90	90	90	90	90
Item11	Pearson Correlation	.206	-.318**	.419**	-.097	.386**
	Sig. (2-tailed)	.051	.002	.000	.362	.000
	N	90	90	90	90	90
Item12	Pearson Correlation	.116	-.329**	.345**	-.010	.232*
	Sig. (2-tailed)	.275	.002	.001	.926	.028
	N	90	90	90	90	90

Correlations

		Item26	Item27	Item28	Item29	Item30
Item1	Pearson Correlation	.309**	.234*	-.023	.124	.064
	Sig. (2-tailed)	.003	.027	.829	.244	.546
	N	90	90	90	90	90
Item2	Pearson Correlation	.107	.212*	.154	.479**	.173
	Sig. (2-tailed)	.314	.045	.146	.000	.103
	N	90	90	90	90	90
Item3	Pearson Correlation	.042	.025	.511**	.188	.263*
	Sig. (2-tailed)	.697	.813	.000	.075	.012
	N	90	90	90	90	90
Item4	Pearson Correlation	-.065	.133	.228*	.094	.296**
	Sig. (2-tailed)	.546	.213	.031	.380	.005
	N	90	90	90	90	90
Item5	Pearson Correlation	.005	.135	.549**	.211*	.449**
	Sig. (2-tailed)	.962	.206	.000	.046	.000
	N	90	90	90	90	90
Item6	Pearson Correlation	.030	.141	.207	.222*	.412**
	Sig. (2-tailed)	.776	.186	.051	.035	.000
	N	90	90	90	90	90
Item7	Pearson Correlation	.076	.108	.214*	.240*	.082
	Sig. (2-tailed)	.479	.313	.043	.022	.441
	N	90	90	90	90	90
Item8	Pearson Correlation	-.067	.217*	.288**	.036	.266*
	Sig. (2-tailed)	.532	.040	.006	.736	.011
	N	90	90	90	90	90
Item9	Pearson Correlation	.103	.030	.319**	.010	.462**
	Sig. (2-tailed)	.333	.776	.002	.923	.000
	N	90	90	90	90	90
Item10	Pearson Correlation	.365**	.419**	.227*	.326**	.028
	Sig. (2-tailed)	.000	.000	.031	.002	.793
	N	90	90	90	90	90
Item11	Pearson Correlation	.217*	.345**	.224*	.591**	.139
	Sig. (2-tailed)	.040	.001	.034	.000	.192
	N	90	90	90	90	90
Item12	Pearson Correlation	.232*	.331**	.113	.419**	.305**
	Sig. (2-tailed)	.028	.001	.291	.000	.003
	N	90	90	90	90	90

Correlations

		Item31	Item32	Item33	Item34	Item35
Item1	Pearson Correlation	.296**	.140	.007	.250*	.309**
	Sig. (2-tailed)	.005	.188	.947	.017	.003
	N	90	90	90	90	90
Item2	Pearson Correlation	.286**	.196	.116	.468**	.466**
	Sig. (2-tailed)	.006	.065	.275	.000	.000
	N	90	90	90	90	90
Item3	Pearson Correlation	.103	.338**	-.114	.177	.085
	Sig. (2-tailed)	.334	.001	.286	.095	.425
	N	90	90	90	90	90
Item4	Pearson Correlation	.079	.299**	-.188	.032	.174
	Sig. (2-tailed)	.458	.004	.077	.768	.102
	N	90	90	90	90	90
Item5	Pearson Correlation	.134	.520**	-.396**	.157	.168
	Sig. (2-tailed)	.209	.000	.000	.140	.113
	N	90	90	90	90	90
Item6	Pearson Correlation	.106	.207	-.347**	.122	.204
	Sig. (2-tailed)	.321	.050	.001	.251	.053
	N	90	90	90	90	90
Item7	Pearson Correlation	.226*	.165	-.115	.215*	.131
	Sig. (2-tailed)	.032	.120	.281	.041	.217
	N	90	90	90	90	90
Item8	Pearson Correlation	-.037	.377**	-.075	.125	.086
	Sig. (2-tailed)	.729	.000	.485	.240	.420
	N	90	90	90	90	90
Item9	Pearson Correlation	.045	.231*	-.268*	.113	.072
	Sig. (2-tailed)	.675	.028	.011	.289	.499
	N	90	90	90	90	90
Item10	Pearson Correlation	.344**	.331**	.127	.569**	.485**
	Sig. (2-tailed)	.001	.001	.233	.000	.000
	N	90	90	90	90	90
Item11	Pearson Correlation	.433**	.368**	.103	.518**	.580**
	Sig. (2-tailed)	.000	.000	.333	.000	.000
	N	90	90	90	90	90
Item12	Pearson Correlation	.325**	.184	-.045	.202	.522**
	Sig. (2-tailed)	.002	.083	.672	.057	.000
	N	90	90	90	90	90

Correlations

		TotalSkor
Item1	Pearson Correlation	.352**
	Sig. (2-tailed)	.001
	N	90
Item2	Pearson Correlation	.472**
	Sig. (2-tailed)	.000
	N	90
Item3	Pearson Correlation	.464**
	Sig. (2-tailed)	.000
	N	90
Item4	Pearson Correlation	.402**
	Sig. (2-tailed)	.000
	N	90
Item5	Pearson Correlation	.574**
	Sig. (2-tailed)	.000
	N	90
Item6	Pearson Correlation	.455**
	Sig. (2-tailed)	.000
	N	90
Item7	Pearson Correlation	.319**
	Sig. (2-tailed)	.002
	N	90
Item8	Pearson Correlation	.292**
	Sig. (2-tailed)	.005
	N	90
Item9	Pearson Correlation	.444**
	Sig. (2-tailed)	.000
	N	90
Item10	Pearson Correlation	.524**
	Sig. (2-tailed)	.000
	N	90
Item11	Pearson Correlation	.683**
	Sig. (2-tailed)	.000
	N	90
Item12	Pearson Correlation	.574**
	Sig. (2-tailed)	.000
	N	90

Correlations

		Item1	Item2	Item3	Item4	Item5
Item13	Pearson Correlation	.198	.070	.247*	.141	.507**
	Sig. (2-tailed)	.061	.513	.019	.185	.000
	N	90	90	90	90	90
Item14	Pearson Correlation	-.058	.034	.297**	.151	.357**
	Sig. (2-tailed)	.586	.751	.004	.155	.001
	N	90	90	90	90	90
Item15	Pearson Correlation	.300**	.293**	.307**	.212*	.641**
	Sig. (2-tailed)	.004	.005	.003	.045	.000
	N	90	90	90	90	90
Item16	Pearson Correlation	.149	.038	.331**	.191	.593**
	Sig. (2-tailed)	.160	.723	.001	.071	.000
	N	90	90	90	90	90
Item17	Pearson Correlation	.143	.472**	.272**	.255*	.244*
	Sig. (2-tailed)	.180	.000	.010	.015	.020
	N	90	90	90	90	90
Item18	Pearson Correlation	.237*	.361**	.194	.285**	.242*
	Sig. (2-tailed)	.025	.000	.066	.006	.021
	N	90	90	90	90	90
Item19	Pearson Correlation	.117	.043	.052	.091	.060
	Sig. (2-tailed)	.273	.690	.626	.394	.577
	N	90	90	90	90	90
Item20	Pearson Correlation	.193	.416**	.416**	.334**	.285**
	Sig. (2-tailed)	.069	.000	.000	.001	.006
	N	90	90	90	90	90
Item21	Pearson Correlation	.171	.229*	.230*	.178	.465**
	Sig. (2-tailed)	.108	.030	.029	.094	.000
	N	90	90	90	90	90
Item22	Pearson Correlation	-.195	-.374**	-.187	-.081	-.024
	Sig. (2-tailed)	.065	.000	.077	.448	.820
	N	90	90	90	90	90
Item23	Pearson Correlation	.251*	.239*	.141	.113	.179
	Sig. (2-tailed)	.017	.024	.185	.287	.091
	N	90	90	90	90	90
Item24	Pearson Correlation	-.175	-.092	-.213*	-.299**	-.409**
	Sig. (2-tailed)	.098	.386	.044	.004	.000
	N	90	90	90	90	90

Correlations

		Item6	Item7	Item8	Item9	Item10
Item13	Pearson Correlation	.164	-.016	.312**	.272**	.237*
	Sig. (2-tailed)	.123	.882	.003	.009	.024
	N	90	90	90	90	90
Item14	Pearson Correlation	.111	.004	.162	.157	.047
	Sig. (2-tailed)	.299	.967	.127	.139	.660
	N	90	90	90	90	90
Item15	Pearson Correlation	.368**	.191	.285**	.360**	.235*
	Sig. (2-tailed)	.000	.071	.007	.000	.026
	N	90	90	90	90	90
Item16	Pearson Correlation	.230*	.016	.325**	.322**	.121
	Sig. (2-tailed)	.029	.885	.002	.002	.255
	N	90	90	90	90	90
Item17	Pearson Correlation	.313**	.191	.072	.227*	.353**
	Sig. (2-tailed)	.003	.071	.503	.031	.001
	N	90	90	90	90	90
Item18	Pearson Correlation	.160	.305**	.094	.191	.382**
	Sig. (2-tailed)	.132	.004	.376	.072	.000
	N	90	90	90	90	90
Item19	Pearson Correlation	.129	.180	-.015	.261*	.182
	Sig. (2-tailed)	.225	.090	.886	.013	.085
	N	90	90	90	90	90
Item20	Pearson Correlation	.344**	.235*	.181	.140	.325**
	Sig. (2-tailed)	.001	.026	.088	.190	.002
	N	90	90	90	90	90
Item21	Pearson Correlation	.472**	.140	-.001	.293**	.195
	Sig. (2-tailed)	.000	.188	.992	.005	.065
	N	90	90	90	90	90
Item22	Pearson Correlation	-.207	-.175	.012	-.130	-.319**
	Sig. (2-tailed)	.051	.099	.914	.220	.002
	N	90	90	90	90	90
Item23	Pearson Correlation	.084	.326**	.111	.317**	.455**
	Sig. (2-tailed)	.432	.002	.297	.002	.000
	N	90	90	90	90	90
Item24	Pearson Correlation	-.239*	-.222*	-.098	-.170	-.167
	Sig. (2-tailed)	.023	.035	.358	.110	.116
	N	90	90	90	90	90

Correlations

		Item11	Item12	Item13	Item14	Item15
Item13	Pearson Correlation	.217*	.103	1	.498**	.564**
	Sig. (2-tailed)	.040	.336		.000	.000
	N	90	90	90	90	90
Item14	Pearson Correlation	.052	.021	.498**	1	.429**
	Sig. (2-tailed)	.629	.841	.000		.000
	N	90	90	90	90	90
Item15	Pearson Correlation	.286**	.231*	.564**	.429**	1
	Sig. (2-tailed)	.006	.028	.000	.000	
	N	90	90	90	90	90
Item16	Pearson Correlation	.053	.031	.723**	.582**	.720**
	Sig. (2-tailed)	.621	.772	.000	.000	.000
	N	90	90	90	90	90
Item17	Pearson Correlation	.470**	.683**	.127	.013	.330**
	Sig. (2-tailed)	.000	.000	.235	.904	.001
	N	90	90	90	90	90
Item18	Pearson Correlation	.560**	.459**	.162	.013	.245*
	Sig. (2-tailed)	.000	.000	.128	.900	.020
	N	90	90	90	90	90
Item19	Pearson Correlation	.411**	.302**	-.009	-.131	-.016
	Sig. (2-tailed)	.000	.004	.934	.217	.878
	N	90	90	90	90	90
Item20	Pearson Correlation	.428**	.408**	.359**	.175	.462**
	Sig. (2-tailed)	.000	.000	.001	.100	.000
	N	90	90	90	90	90
Item21	Pearson Correlation	.206	.116	.307**	.158	.408**
	Sig. (2-tailed)	.051	.275	.003	.136	.000
	N	90	90	90	90	90
Item22	Pearson Correlation	-.318**	-.329**	.067	.182	-.072
	Sig. (2-tailed)	.002	.002	.531	.087	.498
	N	90	90	90	90	90
Item23	Pearson Correlation	.419**	.345**	.062	-.043	.259*
	Sig. (2-tailed)	.000	.001	.563	.685	.014
	N	90	90	90	90	90
Item24	Pearson Correlation	-.097	-.010	-.121	-.119	-.339**
	Sig. (2-tailed)	.362	.926	.255	.265	.001
	N	90	90	90	90	90

Correlations

		Item16	Item17	Item18	Item19	Item20
Item13	Pearson Correlation	.723**	.127	.162	-.009	.359**
	Sig. (2-tailed)	.000	.235	.128	.934	.001
	N	90	90	90	90	90
Item14	Pearson Correlation	.582**	.013	.013	-.131	.175
	Sig. (2-tailed)	.000	.904	.900	.217	.100
	N	90	90	90	90	90
Item15	Pearson Correlation	.720**	.330**	.245*	-.016	.462**
	Sig. (2-tailed)	.000	.001	.020	.878	.000
	N	90	90	90	90	90
Item16	Pearson Correlation	1	.094	.102	-.035	.357**
	Sig. (2-tailed)		.377	.340	.746	.001
	N	90	90	90	90	90
Item17	Pearson Correlation	.094	1	.488**	.283**	.517**
	Sig. (2-tailed)	.377		.000	.007	.000
	N	90	90	90	90	90
Item18	Pearson Correlation	.102	.488**	1	.477**	.307**
	Sig. (2-tailed)	.340	.000		.000	.003
	N	90	90	90	90	90
Item19	Pearson Correlation	-.035	.283**	.477**	1	.201
	Sig. (2-tailed)	.746	.007	.000		.057
	N	90	90	90	90	90
Item20	Pearson Correlation	.357**	.517**	.307**	.201	1
	Sig. (2-tailed)	.001	.000	.003	.057	
	N	90	90	90	90	90
Item21	Pearson Correlation	.323**	.237*	.232*	.180	.332**
	Sig. (2-tailed)	.002	.024	.028	.089	.001
	N	90	90	90	90	90
Item22	Pearson Correlation	.103	-.368**	-.276**	-.184	-.383**
	Sig. (2-tailed)	.333	.000	.009	.082	.000
	N	90	90	90	90	90
Item23	Pearson Correlation	.013	.493**	.465**	.226*	.225*
	Sig. (2-tailed)	.906	.000	.000	.032	.033
	N	90	90	90	90	90
Item24	Pearson Correlation	-.263*	-.122	-.174	-.082	-.328**
	Sig. (2-tailed)	.012	.251	.100	.444	.002
	N	90	90	90	90	90

Correlations

		Item21	Item22	Item23	Item24	Item25
Item13	Pearson Correlation	.307**	.067	.062	-.121	.218*
	Sig. (2-tailed)	.003	.531	.563	.255	.039
	N	90	90	90	90	90
Item14	Pearson Correlation	.158	.182	-.043	-.119	.156
	Sig. (2-tailed)	.136	.087	.685	.265	.142
	N	90	90	90	90	90
Item15	Pearson Correlation	.408**	-.072	.259*	-.339**	.237*
	Sig. (2-tailed)	.000	.498	.014	.001	.024
	N	90	90	90	90	90
Item16	Pearson Correlation	.323**	.103	.013	-.263*	.207
	Sig. (2-tailed)	.002	.333	.906	.012	.050
	N	90	90	90	90	90
Item17	Pearson Correlation	.237*	-.368**	.493**	-.122	.401**
	Sig. (2-tailed)	.024	.000	.000	.251	.000
	N	90	90	90	90	90
Item18	Pearson Correlation	.232*	-.276**	.465**	-.174	.399**
	Sig. (2-tailed)	.028	.009	.000	.100	.000
	N	90	90	90	90	90
Item19	Pearson Correlation	.180	-.184	.226*	-.082	.257*
	Sig. (2-tailed)	.089	.082	.032	.444	.014
	N	90	90	90	90	90
Item20	Pearson Correlation	.332**	-.383**	.225*	-.328**	.199
	Sig. (2-tailed)	.001	.000	.033	.002	.059
	N	90	90	90	90	90
Item21	Pearson Correlation	1	-.057	.168	-.243*	.099
	Sig. (2-tailed)		.591	.114	.021	.355
	N	90	90	90	90	90
Item22	Pearson Correlation	-.057	1	-.353**	.074	-.286**
	Sig. (2-tailed)	.591		.001	.491	.006
	N	90	90	90	90	90
Item23	Pearson Correlation	.168	-.353**	1	-.241*	.359**
	Sig. (2-tailed)	.114	.001		.022	.001
	N	90	90	90	90	90
Item24	Pearson Correlation	-.243*	.074	-.241*	1	.014
	Sig. (2-tailed)	.021	.491	.022		.893
	N	90	90	90	90	90

Correlations

		Item26	Item27	Item28	Item29	Item30
Item13	Pearson Correlation	.048	.197	.530**	.038	.462**
	Sig. (2-tailed)	.650	.062	.000	.723	.000
	N	90	90	90	90	90
Item14	Pearson Correlation	-.162	.073	.537**	-.024	.245*
	Sig. (2-tailed)	.128	.495	.000	.824	.020
	N	90	90	90	90	90
Item15	Pearson Correlation	.111	.168	.563**	.222*	.592**
	Sig. (2-tailed)	.298	.114	.000	.036	.000
	N	90	90	90	90	90
Item16	Pearson Correlation	-.016	.081	.668**	.011	.421**
	Sig. (2-tailed)	.884	.449	.000	.915	.000
	N	90	90	90	90	90
Item17	Pearson Correlation	.087	.359**	.130	.438**	.347**
	Sig. (2-tailed)	.413	.001	.223	.000	.001
	N	90	90	90	90	90
Item18	Pearson Correlation	.297**	.304**	.271**	.492**	.291**
	Sig. (2-tailed)	.004	.004	.010	.000	.005
	N	90	90	90	90	90
Item19	Pearson Correlation	.266*	.085	.055	.303**	.129
	Sig. (2-tailed)	.011	.424	.607	.004	.225
	N	90	90	90	90	90
Item20	Pearson Correlation	.092	.106	.372**	.305**	.432**
	Sig. (2-tailed)	.388	.318	.000	.003	.000
	N	90	90	90	90	90
Item21	Pearson Correlation	.077	.046	.350**	.179	.358**
	Sig. (2-tailed)	.473	.670	.001	.092	.001
	N	90	90	90	90	90
Item22	Pearson Correlation	-.289**	-.255*	.015	-.200	-.152
	Sig. (2-tailed)	.006	.015	.890	.059	.151
	N	90	90	90	90	90
Item23	Pearson Correlation	.403**	.278**	.173	.331**	.294**
	Sig. (2-tailed)	.000	.008	.103	.001	.005
	N	90	90	90	90	90
Item24	Pearson Correlation	-.058	-.048	-.220*	-.063	-.303**
	Sig. (2-tailed)	.585	.651	.037	.558	.004
	N	90	90	90	90	90

Correlations

		Item31	Item32	Item33	Item34	Item35
Item13	Pearson Correlation	.092	.480**	-.174	.074	.219*
	Sig. (2-tailed)	.388	.000	.100	.491	.039
	N	90	90	90	90	90
Item14	Pearson Correlation	-.070	.377**	-.092	.013	-.061
	Sig. (2-tailed)	.513	.000	.390	.904	.569
	N	90	90	90	90	90
Item15	Pearson Correlation	.081	.573**	-.241*	.211*	.212*
	Sig. (2-tailed)	.447	.000	.022	.046	.045
	N	90	90	90	90	90
Item16	Pearson Correlation	.014	.545**	-.290**	.052	.013
	Sig. (2-tailed)	.897	.000	.006	.624	.904
	N	90	90	90	90	90
Item17	Pearson Correlation	.393**	.380**	-.099	.339**	.615**
	Sig. (2-tailed)	.000	.000	.354	.001	.000
	N	90	90	90	90	90
Item18	Pearson Correlation	.236*	.333**	-.039	.342**	.458**
	Sig. (2-tailed)	.025	.001	.718	.001	.000
	N	90	90	90	90	90
Item19	Pearson Correlation	.285**	.052	.063	.176	.253*
	Sig. (2-tailed)	.007	.626	.558	.096	.016
	N	90	90	90	90	90
Item20	Pearson Correlation	.261*	.472**	-.019	.288**	.475**
	Sig. (2-tailed)	.013	.000	.861	.006	.000
	N	90	90	90	90	90
Item21	Pearson Correlation	.020	.243*	-.323**	.137	.070
	Sig. (2-tailed)	.854	.021	.002	.197	.513
	N	90	90	90	90	90
Item22	Pearson Correlation	-.299**	-.160	-.157	-.293**	-.369**
	Sig. (2-tailed)	.004	.133	.140	.005	.000
	N	90	90	90	90	90
Item23	Pearson Correlation	.232*	.373**	.047	.471**	.450**
	Sig. (2-tailed)	.028	.000	.659	.000	.000
	N	90	90	90	90	90
Item24	Pearson Correlation	-.077	-.346**	.237*	-.057	-.071
	Sig. (2-tailed)	.471	.001	.025	.591	.507
	N	90	90	90	90	90

Correlations

		TotalSkor
Item13	Pearson Correlation	.529**
	Sig. (2-tailed)	.000
	N	90
Item14	Pearson Correlation	.318**
	Sig. (2-tailed)	.002
	N	90
Item15	Pearson Correlation	.669**
	Sig. (2-tailed)	.000
	N	90
Item16	Pearson Correlation	.495**
	Sig. (2-tailed)	.000
	N	90
Item17	Pearson Correlation	.656**
	Sig. (2-tailed)	.000
	N	90
Item18	Pearson Correlation	.624**
	Sig. (2-tailed)	.000
	N	90
Item19	Pearson Correlation	.378**
	Sig. (2-tailed)	.000
	N	90
Item20	Pearson Correlation	.658**
	Sig. (2-tailed)	.000
	N	90
Item21	Pearson Correlation	.464**
	Sig. (2-tailed)	.000
	N	90
Item22	Pearson Correlation	-.316**
	Sig. (2-tailed)	.002
	N	90
Item23	Pearson Correlation	.556**
	Sig. (2-tailed)	.000
	N	90
Item24	Pearson Correlation	-.258*
	Sig. (2-tailed)	.014
	N	90

Correlations

		Item1	Item2	Item3	Item4	Item5
Item25	Pearson Correlation	.320**	.218*	.000	.128	.094
	Sig. (2-tailed)	.002	.039	1.000	.229	.377
	N	90	90	90	90	90
Item26	Pearson Correlation	.309**	.107	.042	-.065	.005
	Sig. (2-tailed)	.003	.314	.697	.546	.962
	N	90	90	90	90	90
Item27	Pearson Correlation	.234*	.212*	.025	.133	.135
	Sig. (2-tailed)	.027	.045	.813	.213	.206
	N	90	90	90	90	90
Item28	Pearson Correlation	-.023	.154	.511**	.228*	.549**
	Sig. (2-tailed)	.829	.146	.000	.031	.000
	N	90	90	90	90	90
Item29	Pearson Correlation	.124	.479**	.188	.094	.211*
	Sig. (2-tailed)	.244	.000	.075	.380	.046
	N	90	90	90	90	90
Item30	Pearson Correlation	.064	.173	.263*	.296**	.449**
	Sig. (2-tailed)	.546	.103	.012	.005	.000
	N	90	90	90	90	90
Item31	Pearson Correlation	.296**	.286**	.103	.079	.134
	Sig. (2-tailed)	.005	.006	.334	.458	.209
	N	90	90	90	90	90
Item32	Pearson Correlation	.140	.196	.338**	.299**	.520**
	Sig. (2-tailed)	.188	.065	.001	.004	.000
	N	90	90	90	90	90
Item33	Pearson Correlation	.007	.116	-.114	-.188	-.396**
	Sig. (2-tailed)	.947	.275	.286	.077	.000
	N	90	90	90	90	90
Item34	Pearson Correlation	.250*	.468**	.177	.032	.157
	Sig. (2-tailed)	.017	.000	.095	.768	.140
	N	90	90	90	90	90
Item35	Pearson Correlation	.309**	.466**	.085	.174	.168
	Sig. (2-tailed)	.003	.000	.425	.102	.113
	N	90	90	90	90	90
TotalSkor	Pearson Correlation	.352**	.472**	.464**	.402**	.574**
	Sig. (2-tailed)	.001	.000	.000	.000	.000
	N	90	90	90	90	90

Correlations

		Item6	Item7	Item8	Item9	Item10
Item25	Pearson Correlation	.084	.107	.080	.218 [*]	.340 ^{**}
	Sig. (2-tailed)	.433	.315	.456	.039	.001
	N	90	90	90	90	90
Item26	Pearson Correlation	.030	.076	-.067	.103	.365 ^{**}
	Sig. (2-tailed)	.776	.479	.532	.333	.000
	N	90	90	90	90	90
Item27	Pearson Correlation	.141	.108	.217 [*]	.030	.419 ^{**}
	Sig. (2-tailed)	.186	.313	.040	.776	.000
	N	90	90	90	90	90
Item28	Pearson Correlation	.207	.214 [*]	.288 ^{**}	.319 ^{**}	.227 [*]
	Sig. (2-tailed)	.051	.043	.006	.002	.031
	N	90	90	90	90	90
Item29	Pearson Correlation	.222 [*]	.240 [*]	.036	.010	.326 ^{**}
	Sig. (2-tailed)	.035	.022	.736	.923	.002
	N	90	90	90	90	90
Item30	Pearson Correlation	.412 ^{**}	.082	.266 [*]	.462 ^{**}	.028
	Sig. (2-tailed)	.000	.441	.011	.000	.793
	N	90	90	90	90	90
Item31	Pearson Correlation	.106	.226 [*]	-.037	.045	.344 ^{**}
	Sig. (2-tailed)	.321	.032	.729	.675	.001
	N	90	90	90	90	90
Item32	Pearson Correlation	.207	.165	.377 ^{**}	.231 [*]	.331 ^{**}
	Sig. (2-tailed)	.050	.120	.000	.028	.001
	N	90	90	90	90	90
Item33	Pearson Correlation	-.347 ^{**}	-.115	-.075	-.268 [*]	.127
	Sig. (2-tailed)	.001	.281	.485	.011	.233
	N	90	90	90	90	90
Item34	Pearson Correlation	.122	.215 [*]	.125	.113	.569 ^{**}
	Sig. (2-tailed)	.251	.041	.240	.289	.000
	N	90	90	90	90	90
Item35	Pearson Correlation	.204	.131	.086	.072	.485 ^{**}
	Sig. (2-tailed)	.053	.217	.420	.499	.000
	N	90	90	90	90	90
TotalSkor	Pearson Correlation	.455 ^{**}	.319 ^{**}	.292 ^{**}	.444 ^{**}	.524 ^{**}
	Sig. (2-tailed)	.000	.002	.005	.000	.000
	N	90	90	90	90	90

Correlations

		Item11	Item12	Item13	Item14	Item15
Item25	Pearson Correlation	.386**	.232*	.218*	.156	.237*
	Sig. (2-tailed)	.000	.028	.039	.142	.024
	N	90	90	90	90	90
Item26	Pearson Correlation	.217*	.232*	.048	-.162	.111
	Sig. (2-tailed)	.040	.028	.650	.128	.298
	N	90	90	90	90	90
Item27	Pearson Correlation	.345**	.331**	.197	.073	.168
	Sig. (2-tailed)	.001	.001	.062	.495	.114
	N	90	90	90	90	90
Item28	Pearson Correlation	.224*	.113	.530**	.537**	.563**
	Sig. (2-tailed)	.034	.291	.000	.000	.000
	N	90	90	90	90	90
Item29	Pearson Correlation	.591**	.419**	.038	-.024	.222*
	Sig. (2-tailed)	.000	.000	.723	.824	.036
	N	90	90	90	90	90
Item30	Pearson Correlation	.139	.305**	.462**	.245*	.592**
	Sig. (2-tailed)	.192	.003	.000	.020	.000
	N	90	90	90	90	90
Item31	Pearson Correlation	.433**	.325**	.092	-.070	.081
	Sig. (2-tailed)	.000	.002	.388	.513	.447
	N	90	90	90	90	90
Item32	Pearson Correlation	.368**	.184	.480**	.377**	.573**
	Sig. (2-tailed)	.000	.083	.000	.000	.000
	N	90	90	90	90	90
Item33	Pearson Correlation	.103	-.045	-.174	-.092	-.241*
	Sig. (2-tailed)	.333	.672	.100	.390	.022
	N	90	90	90	90	90
Item34	Pearson Correlation	.518**	.202	.074	.013	.211*
	Sig. (2-tailed)	.000	.057	.491	.904	.046
	N	90	90	90	90	90
Item35	Pearson Correlation	.580**	.522**	.219*	-.061	.212*
	Sig. (2-tailed)	.000	.000	.039	.569	.045
	N	90	90	90	90	90
TotalSkor	Pearson Correlation	.683**	.574**	.529**	.318**	.669**
	Sig. (2-tailed)	.000	.000	.000	.002	.000
	N	90	90	90	90	90

Correlations

		Item16	Item17	Item18	Item19	Item20
Item25	Pearson Correlation	.207	.401**	.399**	.257*	.199
	Sig. (2-tailed)	.050	.000	.000	.014	.059
	N	90	90	90	90	90
Item26	Pearson Correlation	-.016	.087	.297**	.266*	.092
	Sig. (2-tailed)	.884	.413	.004	.011	.388
	N	90	90	90	90	90
Item27	Pearson Correlation	.081	.359**	.304**	.085	.106
	Sig. (2-tailed)	.449	.001	.004	.424	.318
	N	90	90	90	90	90
Item28	Pearson Correlation	.668**	.130	.271**	.055	.372**
	Sig. (2-tailed)	.000	.223	.010	.607	.000
	N	90	90	90	90	90
Item29	Pearson Correlation	.011	.438**	.492**	.303**	.305**
	Sig. (2-tailed)	.915	.000	.000	.004	.003
	N	90	90	90	90	90
Item30	Pearson Correlation	.421**	.347**	.291**	.129	.432**
	Sig. (2-tailed)	.000	.001	.005	.225	.000
	N	90	90	90	90	90
Item31	Pearson Correlation	.014	.393**	.236*	.285**	.261*
	Sig. (2-tailed)	.897	.000	.025	.007	.013
	N	90	90	90	90	90
Item32	Pearson Correlation	.545**	.380**	.333**	.052	.472**
	Sig. (2-tailed)	.000	.000	.001	.626	.000
	N	90	90	90	90	90
Item33	Pearson Correlation	-.290**	-.099	-.039	.063	-.019
	Sig. (2-tailed)	.006	.354	.718	.558	.861
	N	90	90	90	90	90
Item34	Pearson Correlation	.052	.339**	.342**	.176	.288**
	Sig. (2-tailed)	.624	.001	.001	.096	.006
	N	90	90	90	90	90
Item35	Pearson Correlation	.013	.615**	.458**	.253*	.475**
	Sig. (2-tailed)	.904	.000	.000	.016	.000
	N	90	90	90	90	90
TotalSkor	Pearson Correlation	.495**	.656**	.624**	.378**	.658**
	Sig. (2-tailed)	.000	.000	.000	.000	.000
	N	90	90	90	90	90

Correlations

		Item21	Item22	Item23	Item24	Item25
Item25	Pearson Correlation	.099	-.286**	.359**	.014	1
	Sig. (2-tailed)	.355	.006	.001	.893	
	N	90	90	90	90	90
Item26	Pearson Correlation	.077	-.289**	.403**	-.058	.239*
	Sig. (2-tailed)	.473	.006	.000	.585	.023
	N	90	90	90	90	90
Item27	Pearson Correlation	.046	-.255*	.278**	-.048	.501**
	Sig. (2-tailed)	.670	.015	.008	.651	.000
	N	90	90	90	90	90
Item28	Pearson Correlation	.350**	.015	.173	-.220*	.140
	Sig. (2-tailed)	.001	.890	.103	.037	.189
	N	90	90	90	90	90
Item29	Pearson Correlation	.179	-.200	.331**	-.063	.214*
	Sig. (2-tailed)	.092	.059	.001	.558	.043
	N	90	90	90	90	90
Item30	Pearson Correlation	.358**	-.152	.294**	-.303**	.232*
	Sig. (2-tailed)	.001	.151	.005	.004	.028
	N	90	90	90	90	90
Item31	Pearson Correlation	.020	-.299**	.232*	-.077	.272**
	Sig. (2-tailed)	.854	.004	.028	.471	.009
	N	90	90	90	90	90
Item32	Pearson Correlation	.243*	-.160	.373**	-.346**	.250*
	Sig. (2-tailed)	.021	.133	.000	.001	.017
	N	90	90	90	90	90
Item33	Pearson Correlation	-.323**	-.157	.047	.237*	-.013
	Sig. (2-tailed)	.002	.140	.659	.025	.907
	N	90	90	90	90	90
Item34	Pearson Correlation	.137	-.293**	.471**	-.057	.394**
	Sig. (2-tailed)	.197	.005	.000	.591	.000
	N	90	90	90	90	90
Item35	Pearson Correlation	.070	-.369**	.450**	-.071	.368**
	Sig. (2-tailed)	.513	.000	.000	.507	.000
	N	90	90	90	90	90
TotalSkor	Pearson Correlation	.464**	-.316**	.556**	-.258*	.483**
	Sig. (2-tailed)	.000	.002	.000	.014	.000
	N	90	90	90	90	90

Correlations

		Item26	Item27	Item28	Item29	Item30
Item25	Pearson Correlation	.239*	.501**	.140	.214*	.232*
	Sig. (2-tailed)	.023	.000	.189	.043	.028
	N	90	90	90	90	90
Item26	Pearson Correlation	1	.171	.041	.218*	.087
	Sig. (2-tailed)		.108	.704	.039	.418
	N	90	90	90	90	90
Item27	Pearson Correlation	.171	1	.167	.399**	.191
	Sig. (2-tailed)	.108		.116	.000	.072
	N	90	90	90	90	90
Item28	Pearson Correlation	.041	.167	1	.270*	.362**
	Sig. (2-tailed)	.704	.116		.010	.000
	N	90	90	90	90	90
Item29	Pearson Correlation	.218*	.399**	.270*	1	.174
	Sig. (2-tailed)	.039	.000	.010		.101
	N	90	90	90	90	90
Item30	Pearson Correlation	.087	.191	.362**	.174	1
	Sig. (2-tailed)	.418	.072	.000	.101	
	N	90	90	90	90	90
Item31	Pearson Correlation	.295**	.412**	.063	.386**	.117
	Sig. (2-tailed)	.005	.000	.558	.000	.273
	N	90	90	90	90	90
Item32	Pearson Correlation	.052	.215*	.622**	.213*	.395**
	Sig. (2-tailed)	.628	.042	.000	.044	.000
	N	90	90	90	90	90
Item33	Pearson Correlation	.080	.003	-.144	.013	-.223*
	Sig. (2-tailed)	.456	.974	.175	.901	.034
	N	90	90	90	90	90
Item34	Pearson Correlation	.274**	.441**	.362**	.415**	-.004
	Sig. (2-tailed)	.009	.000	.000	.000	.972
	N	90	90	90	90	90
Item35	Pearson Correlation	.260*	.316**	.153	.411**	.210*
	Sig. (2-tailed)	.013	.002	.149	.000	.047
	N	90	90	90	90	90
TotalSkor	Pearson Correlation	.307**	.442**	.609**	.542**	.581**
	Sig. (2-tailed)	.003	.000	.000	.000	.000
	N	90	90	90	90	90

Correlations

		Item31	Item32	Item33	Item34	Item35
Item25	Pearson Correlation	.272**	.250*	-.013	.394**	.368**
	Sig. (2-tailed)	.009	.017	.907	.000	.000
	N	90	90	90	90	90
Item26	Pearson Correlation	.295**	.052	.080	.274**	.260*
	Sig. (2-tailed)	.005	.628	.456	.009	.013
	N	90	90	90	90	90
Item27	Pearson Correlation	.412**	.215*	.003	.441**	.316**
	Sig. (2-tailed)	.000	.042	.974	.000	.002
	N	90	90	90	90	90
Item28	Pearson Correlation	.063	.622**	-.144	.362**	.153
	Sig. (2-tailed)	.558	.000	.175	.000	.149
	N	90	90	90	90	90
Item29	Pearson Correlation	.386**	.213*	.013	.415**	.411**
	Sig. (2-tailed)	.000	.044	.901	.000	.000
	N	90	90	90	90	90
Item30	Pearson Correlation	.117	.395**	-.223*	-.004	.210*
	Sig. (2-tailed)	.273	.000	.034	.972	.047
	N	90	90	90	90	90
Item31	Pearson Correlation	1	.101	.089	.407**	.454**
	Sig. (2-tailed)		.342	.403	.000	.000
	N	90	90	90	90	90
Item32	Pearson Correlation	.101	1	-.152	.374**	.327**
	Sig. (2-tailed)	.342		.152	.000	.002
	N	90	90	90	90	90
Item33	Pearson Correlation	.089	-.152	1	.115	-.002
	Sig. (2-tailed)	.403	.152		.280	.986
	N	90	90	90	90	90
Item34	Pearson Correlation	.407**	.374**	.115	1	.539**
	Sig. (2-tailed)	.000	.000	.280		.000
	N	90	90	90	90	90
Item35	Pearson Correlation	.454**	.327**	-.002	.539**	1
	Sig. (2-tailed)	.000	.002	.986	.000	
	N	90	90	90	90	90
TotalSkor	Pearson Correlation	.440**	.643**	-.086	.555**	.604**
	Sig. (2-tailed)	.000	.000	.419	.000	.000
	N	90	90	90	90	90

Correlations

		TotalSkor
Item25	Pearson Correlation	.483**
	Sig. (2-tailed)	.000
	N	90
Item26	Pearson Correlation	.307**
	Sig. (2-tailed)	.003
	N	90
Item27	Pearson Correlation	.442**
	Sig. (2-tailed)	.000
	N	90
Item28	Pearson Correlation	.609**
	Sig. (2-tailed)	.000
	N	90
Item29	Pearson Correlation	.542**
	Sig. (2-tailed)	.000
	N	90
Item30	Pearson Correlation	.581**
	Sig. (2-tailed)	.000
	N	90
Item31	Pearson Correlation	.440**
	Sig. (2-tailed)	.000
	N	90
Item32	Pearson Correlation	.643**
	Sig. (2-tailed)	.000
	N	90
Item33	Pearson Correlation	-.086
	Sig. (2-tailed)	.419
	N	90
Item34	Pearson Correlation	.555**
	Sig. (2-tailed)	.000
	N	90
Item35	Pearson Correlation	.604**
	Sig. (2-tailed)	.000
	N	90
TotalSkor	Pearson Correlation	1
	Sig. (2-tailed)	
	N	90

*. Correlation is significant at the 0.05 level (2-tailed).

Lampiran 5 Hasil Uji Reliabilitas dengan program SPSS versi 25**Scale: ALL VARIABLES****Case Processing Summary**

		N	%
Cases	Valid	90	100.0
	Excluded ^a	0	.0
	Total	90	100.0

a. Listwise deletion based on all variables in the procedure.

Reliability Statistics

Cronbach's Alpha	N of Items
.725	36



Item-Total Statistics

	Scale Mean if Item Deleted	Scale Variance if Item Deleted	Corrected Item- Total Correlation	Cronbach's Alpha if Item Deleted
Item1	287.03	508.145	.324	.720
Item2	287.18	506.350	.450	.719
Item3	287.48	501.556	.433	.717
Item4	288.82	501.991	.364	.717
Item5	287.08	501.016	.552	.716
Item6	288.54	498.094	.416	.715
Item7	287.13	506.858	.283	.720
Item8	287.28	505.484	.246	.720
Item9	287.74	497.518	.403	.715
Item10	286.90	507.934	.508	.720
Item11	287.16	502.043	.669	.716
Item12	287.32	497.929	.548	.714
Item13	286.84	504.717	.509	.718
Item14	286.89	509.988	.291	.721
Item15	287.04	499.436	.652	.715
Item16	286.79	508.101	.477	.720
Item17	287.26	498.485	.638	.714
Item18	287.12	502.513	.608	.716
Item19	287.67	505.865	.347	.719
Item20	287.87	488.746	.630	.709
Item21	287.61	500.780	.431	.716
Item22	289.04	535.144	-.355	.737
Item23	287.38	499.271	.530	.715
Item24	288.76	532.681	-.300	.736
Item25	286.98	508.629	.466	.720
Item26	287.69	508.531	.274	.721
Item27	286.83	511.017	.427	.721
Item28	286.96	503.234	.592	.717
Item29	287.23	503.260	.521	.717
Item30	287.51	496.904	.554	.714
Item31	287.38	504.912	.413	.718
Item32	287.16	497.032	.622	.714
Item33	289.40	525.501	-.138	.732
Item34	287.21	502.416	.533	.717
Item35	287.46	498.543	.581	.714
TotalSkor	145.82	129.833	1.000	.845