

Lampiran 1. Surat Permohonan Uji Judges



UNIVERSITAS PENDIDIKAN GANESHA
FAKULTAS ILMU PENDIDIKAN
JURUSAN ILMU PENDIDIKAN, PSIKOLOGI & BIMBINGAN
PRODI BIMBINGAN KONSELING
TAHUN 2021

Jln. Udayana (Gedung FIP Kampus Tengah Undiksha) Singaraja 81116
Telp.: (0362) 31372, , Situs Web: <http://undiksha.ac.id>

Nomor : 81/UN48.10.4/D1/2021

02 Juni 2021

Hal : Permohonan Validator/Judges

Kepada Yth. Kepala SMP N 1 Singaraja

Di Singaraja

Dengan hormat, bersama ini kami memohon kesediaan sekolah/Guru BK untuk menjadi Validator (Judges) pengembangan instrument dalam rangka melengkapi syarat-syarat perkuliahan Mata Kuliah Skripsi Fakultas Ilmu Pendidikan Universitas Pendidikan Ganesha bagi mahasiswa prodi Bimbingan dan Konseling IPPB FIP Undiksha.

Adapun nama mahasiswa tersebut:

Nama : Hana Persista Br Ginting

NIM : 1711011004

Jurusan : Ilmu Pendidikan Psikologi dan Bimbingan

Program Studi : Bimbingan Konseling

Demikian surat ini kami sampaikan, atas perhatian dan kerjasama bapak/ibu disampaikan terimakasih.

Mengetahui

Ketua Jurusan IPPB

Koord. Prodi

Dr. Kadek Suranata, S.Pd, M.Pd., Kons
NIP. 198208162008121002

Dr. Kadek Suranata, S.Pd, M.Pd., Kons
NIP. 198208162008121002

Lampiran 2. Kuisisioner Karakter Tangguh (*Self Endurance*)

KUISISIONER KARAKTER TANGGUH (*SELF ENDURANCE*)

NO	Butir (+/-)	Pernyataan	SS	S	K S	TS	STS
1	+	Ketika saya sedang dalam tekanan saya berusaha tetap tenang untuk mencari jalan keluar					
2	+	Saya berusaha mengerjakan sendiri dan tidak menyontek saat ada ulangan					
3	-	Saya cepat bosan ketika mengerjakan suatu tugas dengan waktu yang lama					
4	+	Saya akan berusaha keras dan focus mengerjakan tugas sampai selesai					
5	-	Saya sering ragu dan tidak percaya diri					
6	-	Saya malu ketika memberikan pendapat di kelompok					
7	+	Ketika ada tugas dari guru saya merasa senang bisa mengasah pengetahuan saya					
8	-	Saya kesulitan melakukan suatu pekerjaan dengan orang lain					
9	-	Saya tidak sanggup mengerjakan pekerjaan yang berat					
10	+	Soal latihan yang sulit membuat saya semakin tertantang untuk berusaha lebih keras menyelesaikannya					
11	+	Saya selalu bersungguh-sungguh ketika belajar					
12	+	Saya berusaha mengerjakan sendiri setiap tugas yang diberikan kepada saya					
13	+	Saya mengerjakan tugas saya dengan giat					
14	+	Saya berusaha tetap fokus menyelesaikan tugas saya walaupun sudah waktunya bermain					

15	-	Saya cepat marah ketika teman saya berisik saat belajar kelompok					
16	-	Ketika sudah hampir waktu pengumpulan tugas saya gegabah terburu-buru					
17	+	Saya berusaha keras menyelesaikan tugas saya sampai selesai walaupun hingga larut malam					
18	+	Ketika diberikan pekerjaan di rumah saya berusaha menyelesaikannya tepat waktu					
19	+	Saya selalu mengumpulkan tugas tepat waktu					
20	-	Saya kesulitan mengerjakan tugas sendiri					
21	-	Saya akan mengerjakan tugas jika ada motivasi dari lingkungan sekitar saya					
22	-	Mengerjakan sebagian tugas saja sudah membuat saya puas					
23	+	Saya bertekad untuk selalu memberikan yang terbaik dari yang saya lakukan					
24	+	Saya tetap konsentrasi meskipun ada yang mengganggu disekitar saya					
25	+	Dengan usaha dan kerja keras saya yakin saya bisa menyelesaikan semua tugas					
26	+	Saya berusaha untuk tetap kuat saat mengerjakan tugas yang sulit					
27	+	Ketika sedang belajar dan teman kelompok saya berisik saya berusaha dengan kepala dingin menegur teman saya					
28	+	Saya senang ketika mendapat tugas baru					
29	+	Saat deadline pengumpulan tugas sudah dekat saya berusaha tenang dan mengerjakannya					
30	-	Saya malas mengerjakan tugas					
31	+	Suatu pekerjaan yang belum tuntas dan ditinggalkan bukanlah hal yang saya sukai					
32	-	Saya suka menunda untuk mengerjakan tugas					

33	+	Saya suka memberi pendapat ketika sedang diskusi kelompok					
34	+	Saya selalu mengerjakan tugas dengan penuh semangat					
35	+	Saya akan mengerjakan tugas saya sampai selesai walaupun teman-teman mengajak nongkrong					



Lampiran 3. Uji Pakar Instrumen

Validasi 5 Pakar

LEMBAR PENILAIAN PAKAR (UJI *JUDGES*)

Pakar I

Instrumen : Karakter Tangguh (*Self Endurance*)

Nama Pakar : Prof. Dr. Nyoman Dantes

Pemilik Instrumen


Nama : Hana Persista Br Ginting

NIM : 1711011004

Prodi : Bimbingan Konseling

No. Butir	Respon <i>Judges</i> (√)		Saran/ Komentar
	Relevan	Tidak Relevan	
1	√		
2	√		
3	√		
4	√		
5	√		
6	√		
7	√		
8	√		
9	√		
10	√		
11	√		
12	√		
13	√		
14	√		
15	√		
16	√		
17	√		
18	√		
19	√		
20	√		

21	√		
22	√		
23	√		
24	√		
25	√		
26	√		
27	√		
28	√		
29	√		
30	√		
31	√		
32	√		
33	√		
34	√		
35	√		



Singaraja, 05 Juni 2021

Pakar I

Prof. Dr. Nyoman Dantes

NIDK.8828123419

LEMBAR PENILAIAN PAKAR (UJI *JUDGES*)

Pakar II

Instrument : Karakter Tangguh (*Self Endurance*)

Nama Pakar : Kadek Ari Dwiarwati, S.Pd.,M.Pd.

Pemilik Instrumen

Nama : Hana Persista Br Ginting

NIM : 1711011004

Prodi : Bimbingan Konseling

No. Butir	Respon <i>Judges</i> (√)		Saran/ Komentar
	Relevan	Tidak Relevan	
1	√		
2	√		
3	√		
4	√		
5	√		
6	√		
7	√		
8	√		
9	√		
10	√		
11	√		
12	√		
13	√		
14	√		
15	√		
16	√		
17	√		

18	√		
19	√		
20	√		
21	√		
22	√		
23	√		
24	√		
25	√		
26	√		
27	√		
28	√		
29	√		
30	√		
31	√		
32	√		
33	√		
34	√		
35	√		

Singaraja, 7 Juni 2021

Pakar II



Kadek Ari Dwiarwati, S.Pd., M.Pd.

NIP. 1992021662019032021

LEMBAR PENILAIAN PAKAR (UJI *JUDGES*)

Pakar III

Instrumen : Karakter Tangguh (*Self Endurance*)

Nama Pakar : Dr. Kadek Suranata,S.Pd,M.Pd.,Kons

Pemilik Instrumen

Nama : Hana Persista Br Ginting

NIM : 1711011004

Prodi : Bimbingan Konseling

No. Butir	Respon <i>Judges</i> (√)		Saran/ Komentar
	Relevan	Tidak Relevan	
1	√		
2	√		
3	√		
4	√		
5	√		
6	√		
7	√		
8	√		
9	√		
10	√		
11	√		
12	√		
13	√		
14	√		
15	√		
16	√		
17	√		
18	√		
19	√		

20	√		
21	√		
22	√		
23	√		
24	√		
25	√		
26	√		
27	√		
28	√		
29	√		
30	√		
31	√		
32	√		
33	√		
34	√		
35	√		

Singaraja, 07 Juni 2021

Pakar III



Dr. Kadek Suranata, S.Pd, M.Pd., Kons

NIP.198208162008121002

LEMBAR PENILAIAN PAKAR (UJI JUDGES)

Pakar IV

Instrumen : Karakter Tangguh (*Self Endurance*)

Nama Pakar : Putu Wina Mahayani S.Pd

Pemilik Instrumen

Nama : Hana Persista Br Ginting

NIM : 1711011004

Prodi : Bimbingan Konseling

No. Butir	Respon Judges (√)		Saran/ Komentar
	Relevan	Tidak Relevan	
1	V		
2	V		
3	V		
4	V		
5	V		
6	V		
7	V		
8	V		
9	V		
10	V		
11	V		
12	V		
13	V		
14	V		
15	V		
16	V		

17	V		
18	V		
19	V		
20	V		
21	V		
22	V		
23	V		
24	V		
25	V		
26	V		
27	V		
28	V		
29	V		
30	V		
31	V		
32	V		
33	V		
34	V		
35	V		

Singaraja, 07 Juni 2021

Pakar IV



Putu Wina Mahayani S.Pd

LEMBAR PENILAIAN PAKAR (UJI *JUDGES*)

Pakar V

Instrumen : Karakter Tangguh (*Self Endurance*)

Nama Pakar : Drs. I Wayan Gebloh

Pemilik Instrumen

Nama : Hana Persista Br Ginting

NIM : 1711011004

Prodi : Bimbingan Konseling

No. Butir	Respon <i>Judges</i> (√)		Saran/ Komentar
	Relevan	Tidak Relevan	
1	V		
2	V		
3	V		
4	V		
5	V		
6	V		
7	V		
8	V		
9	V		
10	V		
11	V		
12	V		
13	V		
14	V		
15	V		
16	V		
17	V		
18	V		
19	V		

20	V		
21	V		
22	V		
23	V		
24	V		
25	V		
26	V		
27	V		
28	V		
29	V		
30	V		
31	V		
32	V		
33	V		
34	V		
35	V		

Singaraja, 07 Juni 2021
Pakar V


Drs. I Wayan Gebloh
NIP.196808031990021005

Lampiran 4. Hasil Rekap Data

No.	Nama Lengkap	Jenis Kelamin	Kelas	Butir Pernyataan											
				1	2	3	4	5	6	7	8	9	10	11	12
1	Vincent Gerald Hartono	Perempuan	2	5	5	3	5	4	3	5	3	3	4	5	5
2	I Gusti Ayu Putu Ratih Pradnya Swari	Laki-laki	2	4	4	2	4	4	4	4	2	2	4	4	4
3	Kadek Aditya Permana	Perempuan	3	5	4	3	4	4	3	5	2	4	5	4	5
4	Dendra	Laki-laki	2	5	5	3	5	3	3	5	4	3	5	4	4
5	Amanda Rosalina Idham	Laki-laki	2	4	4	3	4	2	4	4	4	3	4	4	4
6	NI LUH PUTU ELVIANA PUTRI	Perempuan	2	4	4	1	5	3	2	4	5	3	2	5	5
7	Pande Made Ari Pradnyana	Perempuan	2	4	4	3	4	3	3	4	3	3	4	4	4
8	Luh putu armetha maheswary	Laki-laki	2	5	5	2	4	2	3	4	2	2	4	4	4
9	M.fardan maulana	Perempuan	2	4	5	4	5	3	4	5	3	3	4	5	4
10	Dewa Ayu Anggan Dea Pramesti	Laki-laki	2	4	4	2	5	2	3	4	3	2	4	4	4
11	Ni Made Dhyan Ananda Yuandari	Laki-laki	2	5	5	4	5	2	5	5	2	4	5	4	5
12	I Gede Gangga Raditya Wira Kusuma	Laki-laki	2	4	5	3	4	4	3	4	3	4	4	5	4

13	Made Dipa Satya Dharma	Laki-laki	2	4	4	2	5	3	4	4	4	4	4	4	4
14	I Kadek Duta Dwi Angga Wardana	Laki-laki	2	5	5	2	4	2	3	4	4	4	3	4	4
15	Ni Komang Sintia Purnama Dewi	Perempuan	2	5	5	5	5	5	5	4	5	5	4	5	5
16	Kevin Aryasena Marcelino	Laki-laki	2	5	5	5	5	3	4	5	4	4	5	5	5
17	Ni Ketut Verlia Mariana Putri	Perempuan	2	5	4	1	4	1	3	4	1	2	4	4	4
18	Desak Made Kyuren Maheswari Virtaharum	Perempuan	2	4	3	1	3	1	1	4	2	1	3	4	3
19	I Gusti Ayu Made Priya Prema Devi	Perempuan	2	3	3	2	4	1	1	3	3	3	3	4	3
20	I Gede Galih Sugita Prayoga	Laki-laki	2	4	4	3	4	3	2	4	3	3	4	4	4
21	Ni Luh Putu Budhi Sukmaniti	Laki-laki	2	4	5	2	5	3	4	5	1	4	4	4	5
22	Made Wira Kurniawan	Laki-laki	2	5	5	4	5	4	4	5	2	3	4	5	5
23	I Gusti Ayu Ary Jessica Priyantika	Perempuan	2	4	4	2	5	3	5	4	4	3	4	4	4
24	Ketut Sintya Dewi.	Laki-laki	2	5	5	2	5	2	2	4	4	2	4	5	5
25	Putu Neza Purna Ratmiyani	Perempuan	2	5	4	2	4	3	5	2	3	3	4	5	5
26	Kadek Rima Dwiyanti	Laki-laki	2	4	4	3	4	2	3	4	3	2	3	5	4

27	Komang Raditya Wisnu putra	Laki-laki	2	5	3	2	4	3	2	3	4	1	3	3	4
28	Putu acha aryanti	Perempuan	2	4	5	2	4	2	3	4	3	3	4	4	4
29	Nama : Made yoga arta suputra	Laki-laki	3	5	5	2	4	1	3	5	1	2	5	5	1
30	GEDE ADITYA JULIADA	Laki-laki	2	5	5	3	5	3	3	5	3	3	3	5	5
31	Luh outu cintya dewi	Perempuan	2	4	4	3	5	2	2	4	2	4	4	5	5
32	Putu Karisa Putri	Perempuan	2	4	4	2	4	3	3	4	3	3	4	4	4
33	Dewa nyoman tony aditya	Perempuan	2	5	4	3	4	4	4	4	4	4	4	4	4
34	Putu Karina Ardi Putri	Laki-laki	2	5	5	3	4	2	4	4	2	5	4	4	5
35	Damar Gading Ramadhni	Perempuan	2	4	4	2	4	3	3	4	2	2	4	4	4
36	Komang Wahyu Agusti widana	Perempuan	2	4	4	3	5	3	3	4	3	3	3	4	4
37	I Dewa Gede Pradnya Pradita	Laki-laki	2	5	5	4	4	2	4	4	4	4	4	4	4
38	Gede Ady Jaya Murthi	Perempuan	2	4	4	3	4	3	3	4	4	3	3	5	5
39	Bayu Chrisna	Laki-laki	2	4	2	2	4	2	4	4	3	2	3	3	4
40	Ni Putu Ananda Nirmaya.	Laki-laki	2	4	5	1	4	2	2	5	3	2	3	4	4

41	Putu Aditya Pratama	Perempuan	3	4	5	3	5	3	4	4	3	5	3	4	5
42	Putri Maharani	Perempuan	2	5	3	2	4	4	3	3	3	3	3	4	3
43	Putu Widya Dewi	Laki-laki	2	4	4	3	4	3	3	4	3	3	4	4	4
44	Made Wahyu Marsintia Yanti	Perempuan	2	5	5	4	5	3	5	5	4	3	5	5	5
45	Komang Trisna Widhi Saputra	Laki-laki	3	4	4	1	5	3	4	4	3	3	4	4	4
46	Wayan Sidhi Adidharma	Laki-laki	2	4	5	2	4	4	3	4	2	2	4	5	4
47	M.fardan maulana	Laki-laki	2	4	4	3	4	3	4	4	3	3	4	5	4
48	putu yensi Ardina Rasti	Laki-laki	3	4	5	3	4	4	3	4	4	5	4	4	5
49	I Dewa Made Henry Dwipayana	Laki-laki	2	4	4	2	4	2	2	4	3	2	4	4	4
50	Putu Dea Anggi arini	Perempuan	1	4	5	3	5	3	3	4	3	2	4	4	4
51	KADEK ADITYA PUTRA YASA	Laki-laki	2	4	4	1	3	3	5	4	2	3	3	3	3
52	Dewa Nyoman Vitorio Ganendra	Perempuan	3	4	3	2	3	2	5	3	2	2	4	3	3
53	Desak Putu Anjani Shita Praba Swari	Perempuan	2	5	4	2	5	2	3	4	3	2	4	5	4
54	I komang tangkas adi putra	Perempuan	3	4	4	3	4	3	3	3	3	3	3	4	4

55	GEDE DANU RESTU PRATAMA	Laki-laki	3	5	5	1	4	3	3	4	3	1	5	5	4
56	Ni Komang Santi Marsela	Laki-laki	3	4	4	3	4	2	4	4	3	3	4	4	4
57	Gusti ayu putu ari chintya dewi	Laki-laki	3	5	5	3	5	5	5	5	5	3	5	5	5
58	Yosephine Carissa Rosaline	Perempuan	3	4	5	1	4	1	1	4	3	1	4	4	4
59	Kadek Abe Rianta Carna	Laki-laki	3	4	4	3	4	2	2	4	3	2	4	4	4
60	Made Dwi Suryani	Perempuan	3	5	4	4	4	5	5	4	3	3	5	4	4
TOTAL SKOR				263	259	153	259	167	199	246	181	174	233	256	250

No.	Nama Lengkap	Jenis Kelamin	Kelas	Butir Pernyataan											
				13	14	15	16	17	18	19	20	21	22	23	24
1	Vincent Gerald Hartono	Perempuan	2	5	5	3	2	3	4	4	2	4	1	5	5
2	I Gusti Ayu Putu Ratih Pradnya Swari	Laki-laki	2	4	2	2	3	3	4	4	4	2	2	4	2
3	Kadek Aditya Permana	Perempuan	3	4	4	2	3	4	5	4	3	2	4	4	4
4	Dendra	Laki-laki	2	4	4	3	2	3	4	4	3	5	1	5	4
5	Amanda Rosalina Idham	Laki-laki	2	4	4	4	4	4	4	4	4	3	3	4	3

6	NI LUH PUTU ELVIANA PUTRI	Perempuan	2	5	4	1	3	4	5	5	3	5	4	5	5
7	Pande Made Ari Pradnyana	Perempuan	2	4	4	2	3	4	4	4	3	3	3	4	4
8	Luh putu armetha maheswary	Laki-laki	2	4	4	3	4	3	4	4	3	3	2	4	4
9	M.fardan maulana	Perempuan	2	5	4	2	3	4	4	4	4	3	3	4	4
10	Dewa Ayu Anggan Dea Pramesti	Laki-laki	2	5	4	2	1	4	4	4	2	1	2	5	5
11	Ni Made Dhyan Ananda Yuandari	Laki-laki	2	5	5	3	3	5	5	5	3	1	5	5	5
12	I Gede Gangga Raditya Wira Kusuma	Laki-laki	2	5	4	2	3	4	4	5	4	2	3	5	4
13	Made Dipa Satya Dharma	Laki-laki	2	5	3	2	2	5	4	4	4	5	3	5	4
14	I Kadek Duta Dwi Angga Wardana	Laki-laki	2	4	4	3	1	3	4	4	3	5	3	4	4
15	Ni Komang Sintia Purnama Dewi	Perempuan	2	5	5	4	5	3	5	5	4	4	5	5	4
16	Kevin Aryasena Marcelino	Laki-laki	2	5	5	5	4	5	5	5	5	3	3	5	5
17	Ni Ketut Verlia Mariana Putri	Perempuan	2	4	4	1	2	4	4	3	3	4	2	4	3
18	Desak Made Kyuren Maheswari Virtaharum	Perempuan	2	4	3	1	1	4	3	3	1	2	1	5	3
19	I Gusti Ayu Made Priya Prema Devi	Perempuan	2	4	3	4	2	4	4	4	2	3	2	4	3

20	I Gede Galih Sugita Prayoga	Laki-laki	2	4	5	3	2	4	4	4	3	2	2	5	4
21	Ni Luh Putu Budhi Sukmaniti	Laki-laki	2	5	5	1	3	5	5	4	3	1	3	5	3
22	Made Wira Kurniawan	Laki-laki	2	5	3	2	2	5	5	4	2	3	2	4	4
23	I Gusti Ayu Ary Jessica Priyantika	Perempuan	2	3	3	3	3	3	4	3	2	1	1	5	2
24	Ketut Sintya Dewi.	Laki-laki	2	5	4	2	3	4	5	3	4	2	2	5	2
25	Putu Neza Purna Ratmiyani	Perempuan	2	5	4	2	4	4	4	4	3	3	4	5	4
26	Kadek Rima Dwiyaniti	Laki-laki	2	4	4	2	2	4	4	3	2	3	2	4	4
27	Komang Raditya Wisnu putra	Laki-laki	2	3	3	3	2	2	4	4	2	2	2	5	3
28	Putu acha aryanti	Perempuan	2	5	4	2	3	3	5	5	3	2	2	5	4
29	Nama : Made yoga arta suputra	Laki-laki	3	4	2	4	4	3	4	5	4	2	1	5	2
30	GEDE ADITYA JULIADA	Laki-laki	2	5	5	3	3	3	5	5	3	1	3	3	5
31	Luh outu cintya dewi	Perempuan	2	4	4	2	4	4	5	4	4	3	2	5	4
32	Putu Karisa Putri	Perempuan	2	4	4	2	2	4	4	4	3	3	3	4	4
33	Dewa nyoman tony aditya	Perempuan	2	4	2	3	3	3	4	4	4	2	2	4	4

34	Putu Karina Ardi Putri	Laki-laki	2	4	4	2	5	4	5	4	4	4	4	5	5
35	Damar Gading Ramadhni	Perempuan	2	4	4	2	3	3	4	3	2	2	2	4	4
36	Komang Wahyu Agusti widana	Perempuan	2	4	4	3	3	4	5	4	3	2	2	4	3
37	I Dewa Gede Pradnya Pradita	Laki-laki	2	4	5	2	4	4	4	4	4	2	4	4	4
38	Gede Ady Jaya Murthi	Perempuan	2	4	3	3	3	4	4	4	3	3	3	4	4
39	Bayu Chrisna	Laki-laki	2	3	3	3	2	2	3	3	2	2	2	4	2
40	Ni Putu Ananda Nirmaya.	Laki-laki	2	4	4	2	1	3	4	4	2	2	3	4	3
41	Putu Aditya Pratama	Perempuan	3	5	5	4	3	4	5	5	3	2	2	4	5
42	Putri Maharani	Perempuan	2	4	3	3	3	3	4	4	3	3	2	4	3
43	Putu Widya Dewi	Laki-laki	2	4	4	3	2	4	4	4	3	3	3	4	4
44	Made Wahyu Marsintia Yanti	Perempuan	2	5	5	3	3	5	5	5	5	4	3	5	5
45	Komang Trisna Widhi Saputra	Laki-laki	3	4	4	3	4	4	4	4	2	1	3	4	3
46	Wayan Sidhi Adidharma	Laki-laki	2	4	4	2	2	4	4	4	2	2	2	4	4
47	M.fardan maulana	Laki-laki	2	5	4	3	3	4	5	4	3	2	2	4	4

48	putu yensi Ardina Rasti	Laki-laki	3	5	4	2	3	3	4	4	3	4	3	4	4
49	I Dewa Made Henry Dwipayana	Laki-laki	2	4	4	3	3	4	4	3	2	3	2	4	4
50	Putu Dea Anggi arini	Perempuan	1	4	4	3	3	3	4	4	2	2	2	4	4
51	KADEK ADITYA PUTRA YASA	Laki-laki	2	3	2	3	2	3	4	4	2	3	2	5	4
52	Dewa Nyoman Vitorio Ganendra	Perempuan	3	3	3	4	2	3	3	3	2	2	2	4	3
53	Desak Putu Anjani Shita Praba Swari	Perempuan	2	4	4	2	2	3	5	4	2	2	1	4	4
54	I komang tangkas adi putra	Perempuan	3	4	4	3	3	3	4	4	2	2	3	4	3
55	GEDE DANU RESTU PRATAMA	Laki-laki	3	5	4	3	3	4	5	5	3	1	1	4	5
56	Ni Komang Santi Marsela	Laki-laki	3	4	4	2	3	4	4	3	2	3	3	4	3
57	Gusti ayu putu ari chintya dewi	Laki-laki	3	5	5	1	5	3	5	5	5	3	5	5	5
58	Yosephine Carissa Rosaline	Perempuan	3	4	3	2	2	3	4	3	1	2	2	4	4
59	Kadek Abe Rianta Carna	Laki-laki	3	4	4	3	2	3	4	4	3	3	2	4	4
60	Made Dwi Suryani	Perempuan	3	5	5	2	2	5	5	4	2	2	4	5	2
TOTAL SKOR				257	233	154	167	220	257	241	174	156	152	263	226

No.	Nama Lengkap	Jenis Kelamin	Kelas	Butir Pernyataan										
				25	26	27	28	29	30	31	32	33	34	35
1	Vincent Gerald Hartono	Perempuan	2	5	5	5	4	5	4	4	3	5	4	5
2	I Gusti Ayu Putu Ratih Pradnya Swari	Laki-laki	2	4	3	4	1	4	3	4	3	4	4	4
3	Kadek Aditya Permana	Perempuan	3	4	5	4	4	4	5	4	3	5	5	5
4	Dendra	Laki-laki	2	4	4	4	1	5	3	5	4	4	4	4
5	Amanda Rosalina Idham	Laki-laki	2	4	4	4	4	4	4	4	4	4	4	4
6	NI LUH PUTU ELVIANA PUTRI	Perempuan	2	5	5	5	5	4	5	5	5	5	4	5
7	Pande Made Ari Pradnyana	Perempuan	2	4	4	4	4	4	3	4	3	4	4	4
8	Luh putu armetha maheswary	Laki-laki	2	4	4	3	3	4	3	4	3	4	4	3
9	M.fardan maulana	Perempuan	2	4	4	4	4	4	5	4	4	4	4	4
10	Dewa Ayu Anggan Dea Pramesti	Laki-laki	2	5	5	4	4	3	5	4	3	4	5	4
11	Ni Made Dhyan Ananda Yuandari	Laki-laki	2	5	5	4	5	5	4	5	5	3	5	5
12	I Gede Gangga Raditya Wira Kusuma	Laki-laki	2	5	4	5	4	4	4	4	3	4	4	5

13	Made Dipa Satya Dharma	Laki-laki	2	5	4	4	4	3	5	4	5	4	3	5
14	I Kadek Duta Dwi Angga Wardana	Laki-laki	2	4	4	3	3	5	3	3	3	3	3	3
15	Ni Komang Sintia Purnama Dewi	Perempuan	2	5	5	5	4	5	5	5	5	4	5	5
16	Kevin Aryasena Marcelino	Laki-laki	2	5	5	5	5	5	5	4	4	5	5	5
17	Ni Ketut Verlia Mariana Putri	Perempuan	2	4	3	4	3	4	4	4	3	4	4	3
18	Desak Made Kyuren Maheswari Virtaharum	Perempuan	2	4	2	5	1	5	2	3	2	3	4	3
19	I Gusti Ayu Made Priya Prema Devi	Perempuan	2	5	4	3	3	4	4	5	4	3	3	3
20	I Gede Galih Sugita Prayoga	Laki-laki	2	5	4	4	4	4	3	5	2	4	4	4
21	Ni Luh Putu Budhi Sukmaniti	Laki-laki	2	4	4	3	5	4	5	5	5	5	5	5
22	Made Wira Kurniawan	Laki-laki	2	4	4	3	4	5	4	4	2	4	4	4
23	I Gusti Ayu Ary Jessica Priyantika	Perempuan	2	5	5	4	3	4	4	4	2	4	4	5
24	Ketut Sintya Dewi.	Laki-laki	2	5	4	5	4	5	5	4	3	4	4	5
25	Putu Neza Purna Ratmiyani	Perempuan	2	4	4	4	4	4	3	4	3	5	4	4
26	Kadek Rima Dwiyanti	Laki-laki	2	4	3	4	3	4	3	4	3	4	4	4

27	Komang Raditya Wisnu putra	Laki-laki	2	4	2	3	2	3	1	4	2	3	2	2
28	Putu acha aryanti	Perempuan	2	5	4	4	3	4	5	5	5	4	4	4
29	Made yoga arta suputra	Laki-laki	3	3	5	5	4	4	4	4	1	4	4	3
30	GEDE ADITYA JULIADA	Laki-laki	2	5	4	3	5	3	5	2	3	5	5	5
31	Luh outu cintya dewi	Perempuan	2	4	4	4	4	5	4	4	3	4	4	5
32	Putu Karisa Putri	Perempuan	2	4	4	4	4	4	3	5	3	4	4	4
33	Dewa nyoman tony aditya	Perempuan	2	4	4	4	4	4	2	4	2	4	4	2
34	Putu Karina Ardi Putri	Laki-laki	2	5	5	4	4	4	4	4	4	4	4	4
35	Damar Gading Ramadhni	Perempuan	2	4	4	4	4	4	3	3	3	4	4	4
36	Komang Wahyu Agusti widana	Perempuan	2	4	5	3	5	4	5	4	3	4	5	4
37	I Dewa Gede Pradnya Pradita	Laki-laki	2	4	4	4	4	4	4	4	4	4	4	4
38	Gede Ady Jaya Murthi	Perempuan	2	4	4	4	3	4	3	4	3	4	4	4
39	Bayu Chrisna	Laki-laki	2	4	3	2	2	3	2	3	2	2	3	4
40	Ni Putu Ananda Nirmaya.	Laki-laki	2	4	4	4	4	4	4	3	3	4	4	4

41	Putu Aditya Pratama	Perempuan	3	4	5	4	4	4	4	5	3	4	4	5	4
42	Putri Maharani	Perempuan	2	4	4	4	3	4	3	4	3	3	3	4	3
43	Putu Widya Dewi	Laki-laki	2	4	4	4	3	3	4	4	3	4	4	4	3
44	Made Wahyu Marsintia Yanti	Perempuan	2	5	5	5	5	5	5	5	5	5	5	5	5
45	Komang Trisna Widhi Saputra	Laki-laki	3	4	4	4	3	4	4	4	4	4	4	4	4
46	Wayan Sidhi Adidharma	Laki-laki	2	4	4	4	4	4	2	4	4	4	4	4	3
47	M.fardan maulana	Laki-laki	2	4	4	4	4	4	5	4	4	4	4	4	4
48	putu yensi Ardina Rasti	Laki-laki	3	4	4	4	4	4	5	5	4	4	4	4	4
49	I Dewa Made Henry Dwipayana	Laki-laki	2	4	4	4	4	4	3	4	2	3	4	4	4
50	Putu Dea Anggi arini	Perempuan	1	4	4	4	4	4	3	5	3	3	4	3	3
51	KADEK ADITYA PUTRA YASA	Laki-laki	2	4	4	4	3	4	2	3	3	5	3	2	2
52	Dewa Nyoman Vitorio Ganendra	Perempuan	3	4	3	3	2	4	2	3	2	4	4	3	3
53	Desak Putu Anjani Shita Praba Swari	Perempuan	2	5	5	5	4	5	3	4	2	4	4	4	4
54	I komang tangkas adi putra	Perempuan	3	4	4	3	4	4	3	4	3	3	4	4	4

55	GEDE DANU RESTU PRATAMA	Laki-laki	3	3	5	4	4	4	4	4	3	3	4	5	5
56	Ni Komang Santi Marsela	Laki-laki	3	4	4	4	4	4	4	3	4	3	4	4	4
57	Gusti ayu putu ari chintya dewi	Laki-laki	3	5	5	5	5	5	5	5	1	5	5	5	5
58	Yosephine Carissa Rosaline	Perempuan	3	4	3	4	3	3	4	3	3	3	3	4	4
59	Kadek Abe Rianta Carna	Laki-laki	3	4	4	4	4	4	4	4	4	3	4	4	4
60	Made Dwi Suryani	Perempuan	3	4	5	4	4	4	4	4	5	4	4	4	4
TOTAL SKOR				256	247	239	220	246	225	238	197	238	245	239	



Lampiran 5. Hasil Uji Validitas dengan Program SPSS versi 25

		Item1	Item2	Item3	Item4	Item5
Item1	Pearson Correlation	1	.356**	.280*	.212	.232
	Sig. (2-tailed)		.005	.030	.104	.075
	N	60	60	60	60	60
Item2	Pearson Correlation	.356**	1	.315*	.426**	.176
	Sig. (2-tailed)	.005		.014	.001	.178
	N	60	60	60	60	60
Item3	Pearson Correlation	.280*	.315*	1	.358**	.417**
	Sig. (2-tailed)	.030	.014		.005	.001
	N	60	60	60	60	60
Item4	Pearson Correlation	.212	.426**	.358**	1	.249
	Sig. (2-tailed)	.104	.001	.005		.056
	N	60	60	60	60	60
Item5	Pearson Correlation	.232	.176	.417**	.249	1
	Sig. (2-tailed)	.075	.178	.001	.056	
	N	60	60	60	60	60
Item6	Pearson Correlation	.300*	.138	.411**	.170	.449**
	Sig. (2-tailed)	.020	.293	.001	.193	.000
	N	60	60	60	60	60
Item7	Pearson Correlation	.253	.566**	.312*	.451**	.124
	Sig. (2-tailed)	.052	.000	.015	.000	.345
	N	60	60	60	60	60



Correlations

		Item6	Item7	Item8	Item9	Item10
Item1	Pearson Correlation	.300*	.253	.093	.108	.422**
	Sig. (2-tailed)	.020	.052	.480	.410	.001
	N	60	60	60	60	60
Item2	Pearson Correlation	.138	.566**	.071	.316*	.407**
	Sig. (2-tailed)	.293	.000	.589	.014	.001
	N	60	60	60	60	60
Item3	Pearson Correlation	.411**	.312*	.279*	.558**	.365**
	Sig. (2-tailed)	.001	.015	.031	.000	.004
	N	60	60	60	60	60
Item4	Pearson Correlation	.170	.451**	.318*	.300*	.189
	Sig. (2-tailed)	.193	.000	.013	.020	.148
	N	60	60	60	60	60
Item5	Pearson Correlation	.449**	.124	.328*	.382**	.195
	Sig. (2-tailed)	.000	.345	.010	.003	.135
	N	60	60	60	60	60
Item6	Pearson Correlation	1	.110	.083	.424**	.369**
	Sig. (2-tailed)		.403	.528	.001	.004
	N	60	60	60	60	60
Item7	Pearson Correlation	.110	1	-.065	.160	.410**
	Sig. (2-tailed)	.403		.622	.223	.001
	N	60	60	60	60	60



Correlations

		Item11	Item12	Item13	Item14	Item15
Item1	Pearson Correlation	.272 [*]	.233	.237	.229	.037
	Sig. (2-tailed)	.035	.073	.069	.079	.780
	N	60	60	60	60	60
Item2	Pearson Correlation	.499 ^{**}	.365 ^{**}	.576 ^{**}	.457 ^{**}	-.050
	Sig. (2-tailed)	.000	.004	.000	.000	.703
	N	60	60	60	60	60
Item3	Pearson Correlation	.310 [*]	.405 ^{**}	.363 ^{**}	.477 ^{**}	.316 [*]
	Sig. (2-tailed)	.016	.001	.004	.000	.014
	N	60	60	60	60	60
Item4	Pearson Correlation	.462 ^{**}	.535 ^{**}	.517 ^{**}	.454 ^{**}	.008
	Sig. (2-tailed)	.000	.000	.000	.000	.950
	N	60	60	60	60	60
Item5	Pearson Correlation	.224	.392 ^{**}	.331 ^{**}	.205	-.033
	Sig. (2-tailed)	.085	.002	.010	.117	.800
	N	60	60	60	60	60
Item6	Pearson Correlation	-.002	.199	.148	.145	.156
	Sig. (2-tailed)	.989	.128	.259	.269	.233
	N	60	60	60	60	60
Item7	Pearson Correlation	.311 [*]	.235	.335 ^{**}	.304 [*]	-.079
	Sig. (2-tailed)	.015	.070	.009	.018	.547
	N	60	60	60	60	60



Correlations

		Item16	Item17	Item18	Item19	Item20
Item1	Pearson Correlation	.275 [*]	-.015	.378 ^{**}	.291 [*]	.357 ^{**}
	Sig. (2-tailed)	.034	.911	.003	.024	.005
	N	60	60	60	60	60
Item2	Pearson Correlation	.312 [*]	.210	.506 ^{**}	.491 ^{**}	.386 ^{**}
	Sig. (2-tailed)	.015	.107	.000	.000	.002
	N	60	60	60	60	60
Item3	Pearson Correlation	.377 ^{**}	.314 [*]	.369 ^{**}	.351 ^{**}	.476 ^{**}
	Sig. (2-tailed)	.003	.015	.004	.006	.000
	N	60	60	60	60	60
Item4	Pearson Correlation	.258 [*]	.260 [*]	.571 ^{**}	.368 ^{**}	.317 [*]
	Sig. (2-tailed)	.047	.045	.000	.004	.014
	N	60	60	60	60	60
Item5	Pearson Correlation	.243	.040	.303 [*]	.368 ^{**}	.255 [*]
	Sig. (2-tailed)	.061	.763	.019	.004	.049
	N	60	60	60	60	60
Item6	Pearson Correlation	.397 ^{**}	.185	.192	.225	.344 ^{**}
	Sig. (2-tailed)	.002	.158	.141	.084	.007
	N	60	60	60	60	60
Item7	Pearson Correlation	.039	.232	.370 ^{**}	.311 [*]	.289 [*]
	Sig. (2-tailed)	.768	.075	.004	.016	.025
	N	60	60	60	60	60



Correlations

		Item21	Item22	Item23	Item24	Item25
Item1	Pearson Correlation	.130	.186	.197	.199	.054
	Sig. (2-tailed)	.322	.156	.132	.127	.680
	N	60	60	60	60	60
Item2	Pearson Correlation	.083	.215	.125	.456**	.137
	Sig. (2-tailed)	.527	.100	.340	.000	.295
	N	60	60	60	60	60
Item3	Pearson Correlation	.138	.429**	.079	.277*	.245
	Sig. (2-tailed)	.293	.001	.549	.032	.059
	N	60	60	60	60	60
Item4	Pearson Correlation	.046	.146	.212	.289*	.459**
	Sig. (2-tailed)	.728	.267	.104	.025	.000
	N	60	60	60	60	60
Item5	Pearson Correlation	.063	.346**	.099	.159	.117
	Sig. (2-tailed)	.632	.007	.452	.225	.375
	N	60	60	60	60	60
Item6	Pearson Correlation	-.022	.418**	.176	.045	.092
	Sig. (2-tailed)	.870	.001	.178	.732	.486
	N	60	60	60	60	60
Item7	Pearson Correlation	.011	.079	.091	.271*	.131
	Sig. (2-tailed)	.935	.549	.488	.036	.319
	N	60	60	60	60	60



Correlations

		Item26	Item27	Item28	Item29	Item30
Item1	Pearson Correlation	.286*	.218	.159	.378**	.055
	Sig. (2-tailed)	.027	.094	.225	.003	.678
	N	60	60	60	60	60
Item2	Pearson Correlation	.466**	.346**	.466**	.342**	.508**
	Sig. (2-tailed)	.000	.007	.000	.008	.000
	N	60	60	60	60	60
Item3	Pearson Correlation	.372**	.123	.388**	.328*	.310*
	Sig. (2-tailed)	.003	.349	.002	.011	.016
	N	60	60	60	60	60
Item4	Pearson Correlation	.534**	.198	.482**	.266*	.599**
	Sig. (2-tailed)	.000	.129	.000	.040	.000
	N	60	60	60	60	60
Item5	Pearson Correlation	.328*	.154	.231	.130	.130
	Sig. (2-tailed)	.010	.239	.075	.321	.322
	N	60	60	60	60	60
Item6	Pearson Correlation	.356**	.008	.193	.144	.121
	Sig. (2-tailed)	.005	.952	.141	.274	.358
	N	60	60	60	60	60
Item7	Pearson Correlation	.366**	.264*	.326*	.314*	.448**
	Sig. (2-tailed)	.004	.042	.011	.015	.000
	N	60	60	60	60	60



Correlations

		TotalSkor
Item1	Pearson Correlation	.386**
	Sig. (2-tailed)	.002
	N	60
Item2	Pearson Correlation	.626**
	Sig. (2-tailed)	.000
	N	60
Item3	Pearson Correlation	.660**
	Sig. (2-tailed)	.000
	N	60
Item4	Pearson Correlation	.635**
	Sig. (2-tailed)	.000
	N	60
Item5	Pearson Correlation	.481**
	Sig. (2-tailed)	.000
	N	60
Item6	Pearson Correlation	.451**
	Sig. (2-tailed)	.000
	N	60
Item7	Pearson Correlation	.459**
	Sig. (2-tailed)	.000
	N	60




Correlations

		Item1	Item2	Item3	Item4	Item5
Item8	Pearson Correlation	.093	.071	.279 ^{**}	.318 ^{**}	.328 ^{**}
	Sig. (2-tailed)	.480	.589	.031	.013	.010
	N	60	60	60	60	60
Item9	Pearson Correlation	.108	.316 ^{**}	.558 ^{***}	.300 [*]	.382 ^{**}
	Sig. (2-tailed)	.410	.014	.000	.020	.003
	N	60	60	60	60	60
Item10	Pearson Correlation	.422 ^{**}	.407 ^{**}	.365 ^{**}	.189	.195
	Sig. (2-tailed)	.001	.001	.004	.148	.135
	N	60	60	60	60	60
Item11	Pearson Correlation	.272 [*]	.469 ^{**}	.310 [*]	.462 ^{**}	.224
	Sig. (2-tailed)	.035	.000	.016	.000	.085
	N	60	60	60	60	60
Item12	Pearson Correlation	.233	.365 ^{**}	.405 ^{**}	.535 ^{**}	.392 ^{**}
	Sig. (2-tailed)	.073	.004	.001	.000	.002
	N	60	60	60	60	60
Item13	Pearson Correlation	.237	.576 ^{**}	.363 ^{**}	.517 ^{**}	.331 ^{**}
	Sig. (2-tailed)	.069	.000	.004	.000	.010
	N	60	60	60	60	60
Item14	Pearson Correlation	.229	.457 ^{**}	.477 ^{**}	.454 ^{**}	.205
	Sig. (2-tailed)	.079	.000	.000	.000	.117
	N	60	60	60	60	60
Item15	Pearson Correlation	.037	-.050	.316 ^{**}	.008	-.033
	Sig. (2-tailed)	.780	.703	.014	.950	.800
	N	60	60	60	60	60
Item16	Pearson Correlation	.275 [*]	.312 [*]	.377 ^{**}	.256 [*]	.243
	Sig. (2-tailed)	.034	.015	.003	.047	.061
	N	60	60	60	60	60
Item17	Pearson Correlation	-.015	.210	.314 ^{**}	.260 [*]	.040
	Sig. (2-tailed)	.911	.107	.015	.045	.763
	N	60	60	60	60	60
Item18	Pearson Correlation	.376 ^{**}	.506 ^{**}	.369 ^{**}	.571 ^{**}	.303 [*]
	Sig. (2-tailed)	.003	.000	.004	.000	.019
	N	60	60	60	60	60
Item19	Pearson Correlation	.291 [*]	.491 ^{**}	.351 ^{**}	.368 ^{**}	.368 ^{**}
	Sig. (2-tailed)	.024	.000	.005	.004	.004
	N	60	60	60	60	60




Correlations

		Item6	Item7	Item8	Item9	Item10
Item8	Pearson Correlation	.083	-.065	1	.228	-.108
	Sig. (2-tailed)	.526	.622		.079	.410
	N	60	60	60	60	60
Item9	Pearson Correlation	.424**	-.160	.228	1	.085
	Sig. (2-tailed)	.001	.223	.079		.518
	N	60	60	60	60	60
Item10	Pearson Correlation	.369**	.410**	-.108	.085	1
	Sig. (2-tailed)	.004	.001	.410	.518	
	N	60	60	60	60	60
Item11	Pearson Correlation	-.002	.311*	.184	.107	.214
	Sig. (2-tailed)	.989	.015	.158	.416	.100
	N	60	60	60	60	60
Item12	Pearson Correlation	.199	.235	.333**	.465**	.077
	Sig. (2-tailed)	.126	.070	.009	.000	.559
	N	60	60	60	60	60
Item13	Pearson Correlation	.148	.335**	.204	.356**	.290*
	Sig. (2-tailed)	.259	.009	.118	.005	.025
	N	60	60	60	60	60
Item14	Pearson Correlation	.145	.304*	.211	.348**	.259*
	Sig. (2-tailed)	.269	.018	.106	.006	.046
	N	60	60	60	60	60
Item15	Pearson Correlation	.196	-.079	.162	.129	.059
	Sig. (2-tailed)	.233	.547	.215	.325	.665
	N	60	60	60	60	60
Item16	Pearson Correlation	.397**	.039	.163	.433**	.311*
	Sig. (2-tailed)	.002	.768	.215	.001	.016
	N	60	60	60	60	60
Item17	Pearson Correlation	.185	.232	-.119	.307*	.303*
	Sig. (2-tailed)	.158	.075	.365	.017	.019
	N	60	60	60	60	60
Item18	Pearson Correlation	.192	.370**	.125	.393**	.274*
	Sig. (2-tailed)	.141	.004	.343	.002	.034
	N	60	60	60	60	60
Item19	Pearson Correlation	.225	.311*	.238	.416**	.209
	Sig. (2-tailed)	.084	.016	.067	.001	.110
	N	60	60	60	60	60



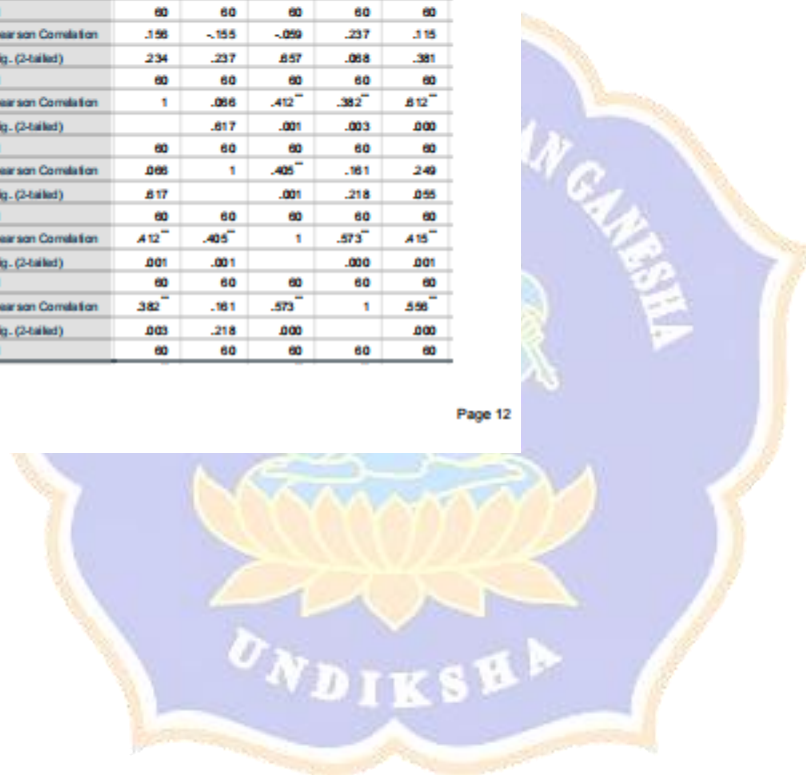
Correlations

		Item11	Item12	Item13	Item14	Item15
Item8	Pearson Correlation	.184	.333 ^{**}	.204	.211	.162
	Sig. (2-tailed)	.158	.009	.118	.106	.215
	N	60	60	60	60	60
Item9	Pearson Correlation	.107	.455 ^{**}	.399 ^{**}	.348 ^{**}	.129
	Sig. (2-tailed)	.416	.000	.005	.006	.325
	N	60	60	60	60	60
Item10	Pearson Correlation	.214	.077	.290 ^{**}	.259 ^{**}	.059
	Sig. (2-tailed)	.100	.559	.025	.046	.655
	N	60	60	60	60	60
Item11	Pearson Correlation	1	-.341 ^{**}	.844 ^{**}	.323 ^{**}	-.106
	Sig. (2-tailed)		.008	.000	.012	.422
	N	60	60	60	60	60
Item12	Pearson Correlation	.341 ^{**}	1	.508 ^{**}	.593 ^{**}	-.213
	Sig. (2-tailed)	.008		.000	.000	.102
	N	60	60	60	60	60
Item13	Pearson Correlation	.844 ^{**}	.508 ^{**}	1	.549 ^{**}	-.183
	Sig. (2-tailed)	.000	.000		.000	.162
	N	60	60	60	60	60
Item14	Pearson Correlation	.323 ^{**}	.593 ^{**}	.549 ^{**}	1	-.090
	Sig. (2-tailed)	.012	.000	.000		.702
	N	60	60	60	60	60
Item15	Pearson Correlation	-.106	-.213	-.183	-.090	1
	Sig. (2-tailed)	.422	.102	.162	.702	
	N	60	60	60	60	60
Item16	Pearson Correlation	.325 ^{**}	.281 ^{**}	.226	.235	.156
	Sig. (2-tailed)	.011	.030	.083	.071	.234
	N	60	60	60	60	60
Item17	Pearson Correlation	.335 ^{**}	.303 ^{**}	.518 ^{**}	.366 ^{**}	-.155
	Sig. (2-tailed)	.009	.019	.000	.004	.237
	N	60	60	60	60	60
Item18	Pearson Correlation	.500 ^{**}	.561 ^{**}	.607 ^{**}	.493 ^{**}	-.059
	Sig. (2-tailed)	.000	.000	.000	.000	.657
	N	60	60	60	60	60
Item19	Pearson Correlation	.410 ^{**}	.221	.563 ^{**}	.342 ^{**}	.237
	Sig. (2-tailed)	.001	.090	.000	.008	.088
	N	60	60	60	60	60



Correlations

		Item16	Item 17	Item18	Item19	Item20
Item8	Pearson Correlation	.183	-.119	-.125	.238	.301*
	Sig. (2-tailed)	.215	.365	.343	.067	.019
	N	60	60	60	60	60
Item9	Pearson Correlation	.433**	.307*	.393**	.416**	.504**
	Sig. (2-tailed)	.001	.017	.002	.001	.000
	N	60	60	60	60	60
Item10	Pearson Correlation	.311*	.303*	.274*	.209	.390**
	Sig. (2-tailed)	.016	.019	.034	.110	.002
	N	60	60	60	60	60
Item11	Pearson Correlation	.326*	.335**	.500**	.410**	.395**
	Sig. (2-tailed)	.011	.009	.000	.001	.002
	N	60	60	60	60	60
Item12	Pearson Correlation	.281*	.303*	.581**	.221	.279*
	Sig. (2-tailed)	.030	.019	.000	.090	.031
	N	60	60	60	60	60
Item13	Pearson Correlation	.226	.518**	.607**	.563**	.405**
	Sig. (2-tailed)	.063	.000	.000	.000	.001
	N	60	60	60	60	60
Item14	Pearson Correlation	.235	.386**	.403**	.342**	.232
	Sig. (2-tailed)	.071	.004	.000	.008	.074
	N	60	60	60	60	60
Item15	Pearson Correlation	.156	-.155	-.059	.237	.115
	Sig. (2-tailed)	.234	.237	.657	.068	.381
	N	60	60	60	60	60
Item16	Pearson Correlation	1	.066	.412**	.382**	.612**
	Sig. (2-tailed)		.617	.001	.003	.000
	N	60	60	60	60	60
Item17	Pearson Correlation	.066	1	.405**	.161	.249
	Sig. (2-tailed)	.617		.001	.218	.055
	N	60	60	60	60	60
Item18	Pearson Correlation	.412**	.405**	1	.573**	.415**
	Sig. (2-tailed)	.001	.001		.000	.001
	N	60	60	60	60	60
Item19	Pearson Correlation	.382**	.161	.573**	1	.556**
	Sig. (2-tailed)	.003	.218	.000		.000
	N	60	60	60	60	60



Correlations

		Item21	Item22	Item23	Item24	Item25
Item8	Pearson Correlation	.345**	.306*	.128	.219	.387**
	Sig. (2-tailed)	.007	.017	.328	.093	.002
	N	60	60	60	60	60
Item9	Pearson Correlation	.306**	.554**	-.174	.306*	.319*
	Sig. (2-tailed)	.017	.000	.184	.017	.013
	N	60	60	60	60	60
Item10	Pearson Correlation	-.093	.120	.276*	.128	-.007
	Sig. (2-tailed)	.482	.359	.033	.331	.980
	N	60	60	60	60	60
Item11	Pearson Correlation	.123	.102	.104	.361**	.212
	Sig. (2-tailed)	.347	.440	.427	.005	.104
	N	60	60	60	60	60
Item12	Pearson Correlation	.158	.489**	.098	.498**	.427**
	Sig. (2-tailed)	.227	.000	.457	.000	.001
	N	60	60	60	60	60
Item13	Pearson Correlation	.101	.358**	.237	.475**	.346**
	Sig. (2-tailed)	.445	.005	.069	.000	.007
	N	60	60	60	60	60
Item14	Pearson Correlation	.034	.458**	.108	.469**	.362**
	Sig. (2-tailed)	.854	.000	.412	.000	.005
	N	60	60	60	60	60
Item15	Pearson Correlation	-.046	-.162	-.115	-.002	-.041
	Sig. (2-tailed)	.729	.216	.380	.991	.755
	N	60	60	60	60	60
Item16	Pearson Correlation	.014	.450**	.137	.144	.086
	Sig. (2-tailed)	.917	.000	.296	.272	.513
	N	60	60	60	60	60
Item17	Pearson Correlation	.045	.318*	.207	.223	.150
	Sig. (2-tailed)	.736	.013	.112	.087	.252
	N	60	60	60	60	60
Item18	Pearson Correlation	-.035	.334**	.203	.385**	.323*
	Sig. (2-tailed)	.790	.009	.120	.002	.012
	N	60	60	60	60	60
Item19	Pearson Correlation	.036	.366**	.239	.506**	.249
	Sig. (2-tailed)	.783	.004	.065	.000	.055
	N	60	60	60	60	60



Correlations

		Item26	Item 27	Item28	Item29	Item30
Item8	Pearson Correlation	.205	.258	.143	.094	.202
	Sig. (2-tailed)	.116	.047	.274	.475	.121
	N	60	60	60	60	60
Item9	Pearson Correlation	.473	.077	-.398	.228	.440
	Sig. (2-tailed)	.000	.561	.002	.080	.000
	N	60	60	60	60	60
Item10	Pearson Correlation	.385	.347	.205	.297	.252
	Sig. (2-tailed)	.002	.007	.116	.021	.052
	N	60	60	60	60	60
Item11	Pearson Correlation	.415	.552	-.473	-.429	.453
	Sig. (2-tailed)	.001	.000	.000	.001	.000
	N	60	60	60	60	60
Item12	Pearson Correlation	.292	.079	-.431	.247	.422
	Sig. (2-tailed)	.024	.560	.001	.057	.001
	N	60	60	60	60	60
Item13	Pearson Correlation	.464	.394	.572	.255	.727
	Sig. (2-tailed)	.000	.002	.000	.049	.000
	N	60	60	60	60	60
Item14	Pearson Correlation	.436	.190	.569	.283	.493
	Sig. (2-tailed)	.000	.145	.000	.029	.000
	N	60	60	60	60	60
Item15	Pearson Correlation	.196	-.136	-.035	.021	-.067
	Sig. (2-tailed)	.134	.301	.791	.874	.609
	N	60	60	60	60	60
Item16	Pearson Correlation	.391	.243	.373	.198	.326
	Sig. (2-tailed)	.002	.061	.003	.129	.011
	N	60	60	60	60	60
Item17	Pearson Correlation	.303	.203	.448	.203	.427
	Sig. (2-tailed)	.018	.121	.000	.120	.001
	N	60	60	60	60	60
Item18	Pearson Correlation	.641	.248	.632	.335	.656
	Sig. (2-tailed)	.000	.056	.000	.009	.000
	N	60	60	60	60	60
Item19	Pearson Correlation	.565	.293	.467	.185	.452
	Sig. (2-tailed)	.000	.023	.000	.156	.000
	N	60	60	60	60	60



Correlations

		Item31	Item 32	Item33	Item34	Item35
Item8	Pearson Correlation	.025	.324 [*]	.059	-.034	.252
	Sig. (2-tailed)	.852	.011	.852	.796	.052
	N	60	60	60	60	60
Item9	Pearson Correlation	.260 [*]	-.497 ^{**}	.291 [*]	-.247	.315 [*]
	Sig. (2-tailed)	.045	.000	.024	.057	.014
	N	60	60	60	60	60
Item10	Pearson Correlation	.155	.159	.270 [*]	.413 ^{**}	.309 [*]
	Sig. (2-tailed)	.236	.225	.037	.001	.016
	N	60	60	60	60	60
Item11	Pearson Correlation	.020	.198	-.439 ^{**}	-.430 ^{**}	.514 ^{**}
	Sig. (2-tailed)	.879	.130	.000	.001	.000
	N	60	60	60	60	60
Item12	Pearson Correlation	.071	-.473 ^{**}	-.384 ^{**}	-.407 ^{**}	.816 ^{**}
	Sig. (2-tailed)	.592	.000	.002	.001	.000
	N	60	60	60	60	60
Item13	Pearson Correlation	.162	-.562 ^{**}	-.415 ^{**}	-.542 ^{**}	.588 ^{**}
	Sig. (2-tailed)	.217	.000	.001	.000	.000
	N	60	60	60	60	60
Item14	Pearson Correlation	.129	-.527 ^{**}	.323 [*]	.566 ^{**}	.567 ^{**}
	Sig. (2-tailed)	.327	.000	.012	.000	.000
	N	60	60	60	60	60
Item15	Pearson Correlation	.054	-.138	-.152	.006	-.158
	Sig. (2-tailed)	.880	.294	.246	.966	.229
	N	60	60	60	60	60
Item16	Pearson Correlation	.013	-.333 [*]	-.299 [*]	-.369 [*]	.328 [*]
	Sig. (2-tailed)	.921	.009	.020	.004	.011
	N	60	60	60	60	60
Item17	Pearson Correlation	.336 ^{**}	-.404 ^{**}	-.304 [*]	-.381 ^{**}	.391 ^{**}
	Sig. (2-tailed)	.008	.001	.018	.003	.002
	N	60	60	60	60	60
Item18	Pearson Correlation	.140	-.484 ^{**}	-.459 ^{**}	-.547 ^{**}	.536 ^{**}
	Sig. (2-tailed)	.288	.000	.000	.000	.000
	N	60	60	60	60	60
Item19	Pearson Correlation	.106	-.474 ^{**}	-.385 ^{**}	.410 ^{**}	.301 [*]
	Sig. (2-tailed)	.422	.000	.002	.001	.019
	N	60	60	60	60	60



Correlations

		Total Skor
Item8	Pearson Correlation	.390 ^{**}
	Sig. (2-tailed)	.002
	N	60
Item9	Pearson Correlation	.865 ^{**}
	Sig. (2-tailed)	.000
	N	60
Item10	Pearson Correlation	.448 ^{**}
	Sig. (2-tailed)	.000
	N	60
Item11	Pearson Correlation	.573 ^{**}
	Sig. (2-tailed)	.000
	N	60
Item12	Pearson Correlation	.843 ^{**}
	Sig. (2-tailed)	.000
	N	60
Item13	Pearson Correlation	.739 ^{**}
	Sig. (2-tailed)	.000
	N	60
Item14	Pearson Correlation	.861 ^{**}
	Sig. (2-tailed)	.000
	N	60
Item15	Pearson Correlation	.054
	Sig. (2-tailed)	.882
	N	60
Item16	Pearson Correlation	.557 ^{**}
	Sig. (2-tailed)	.000
	N	60
Item17	Pearson Correlation	.482 ^{**}
	Sig. (2-tailed)	.000
	N	60
Item18	Pearson Correlation	.727 ^{**}
	Sig. (2-tailed)	.000
	N	60
Item19	Pearson Correlation	.864 ^{**}
	Sig. (2-tailed)	.000
	N	60



Correlations

		Item 1	Item 2	Item3	Item4	Item5
Item20	Pearson Correlation	.357 ^{**}	.386 ^{**}	.476 ^{**}	.317 [*]	.295 [*]
	Sig. (2-tailed)	.005	.002	.000	.014	.049
	N	60	60	60	60	60
Item21	Pearson Correlation	.330	.083	.138	.046	.063
	Sig. (2-tailed)	.322	.527	.293	.728	.632
	N	60	60	60	60	60
Item22	Pearson Correlation	.185	.215	.429 ^{**}	.146	.346 ^{**}
	Sig. (2-tailed)	.196	.100	.001	.267	.007
	N	60	60	60	60	60
Item23	Pearson Correlation	.197	.125	.079	.212	.099
	Sig. (2-tailed)	.332	.340	.549	.104	.452
	N	60	60	60	60	60
Item24	Pearson Correlation	.199	.456 ^{**}	.277 [*]	.289 [*]	.159
	Sig. (2-tailed)	.127	.000	.032	.025	.225
	N	60	60	60	60	60
Item25	Pearson Correlation	.054	.137	.245	.459 ^{**}	.117
	Sig. (2-tailed)	.680	.295	.059	.000	.375
	N	60	60	60	60	60
Item26	Pearson Correlation	.285 [*]	.466 ^{**}	.372 ^{**}	.534 ^{**}	.328 [*]
	Sig. (2-tailed)	.027	.000	.003	.000	.010
	N	60	60	60	60	60
Item27	Pearson Correlation	.218	.346 ^{**}	.123	.198	.154
	Sig. (2-tailed)	.094	.007	.349	.129	.239
	N	60	60	60	60	60
Item28	Pearson Correlation	.159	.406 ^{**}	.388 ^{**}	.482 ^{**}	.231
	Sig. (2-tailed)	.225	.000	.002	.000	.075
	N	60	60	60	60	60
Item29	Pearson Correlation	.378 ^{**}	.342 ^{**}	.328 ^{**}	.266 [*]	.130
	Sig. (2-tailed)	.003	.008	.011	.040	.321
	N	60	60	60	60	60
Item30	Pearson Correlation	.055	.508 ^{**}	.310 [*]	.599 ^{**}	.130
	Sig. (2-tailed)	.678	.000	.016	.000	.322
	N	60	60	60	60	60
Item31	Pearson Correlation	-.093	.051	.273 [*]	.177	.057
	Sig. (2-tailed)	.482	.701	.035	.175	.685
	N	60	60	60	60	60



Correlations

		Item6	Item7	Item8	Item9	Item10
Item20	Pearson Correlation	.344**	-.289*	-.301*	-.504**	-.390**
	Sig. (2-tailed)	.007	.025	.019	.000	.002
	N	60	60	60	60	60
Item21	Pearson Correlation	-.022	.011	-.345**	-.306*	-.093
	Sig. (2-tailed)	.870	.935	.007	.017	.482
	N	60	60	60	60	60
Item22	Pearson Correlation	.418**	.079	-.306*	-.554**	-.120
	Sig. (2-tailed)	.001	.549	.017	.000	.359
	N	60	60	60	60	60
Item23	Pearson Correlation	.178	-.091	.128	-.174	.276*
	Sig. (2-tailed)	.178	.488	.328	.184	.033
	N	60	60	60	60	60
Item24	Pearson Correlation	.045	-.271*	.219	-.308*	-.128
	Sig. (2-tailed)	.732	.036	.093	.017	.331
	N	60	60	60	60	60
Item25	Pearson Correlation	.092	-.131	-.387**	-.319*	-.007
	Sig. (2-tailed)	.486	.319	.002	.013	.960
	N	60	60	60	60	60
Item26	Pearson Correlation	.356**	-.366**	-.205	-.473**	-.385**
	Sig. (2-tailed)	.005	.004	.116	.000	.002
	N	60	60	60	60	60
Item27	Pearson Correlation	.008	-.264*	-.258*	-.077	-.347**
	Sig. (2-tailed)	.952	.042	.047	.961	.007
	N	60	60	60	60	60
Item28	Pearson Correlation	.193	-.326*	-.143	-.398**	.205
	Sig. (2-tailed)	.141	.011	.274	.002	.116
	N	60	60	60	60	60
Item29	Pearson Correlation	.144	-.314*	.094	-.228	-.297**
	Sig. (2-tailed)	.274	.015	.475	.080	.021
	N	60	60	60	60	60
Item30	Pearson Correlation	.121	-.448**	-.202	-.440**	.252
	Sig. (2-tailed)	.358	.000	.121	.000	.052
	N	60	60	60	60	60
Item31	Pearson Correlation	-.028	-.065	.025	-.260*	-.155
	Sig. (2-tailed)	.830	.622	.852	.045	.236
	N	60	60	60	60	60



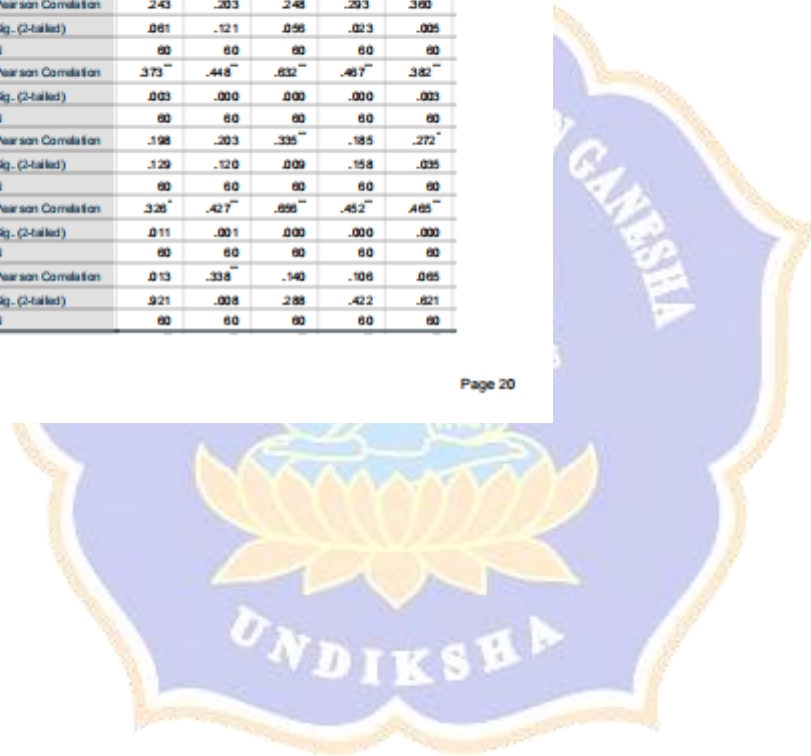
Correlations

		Item11	Item12	Item13	Item14	Item15
Item20	Pearson Correlation	.396**	.279*	-.406**	.232	.115
	Sig. (2-tailed)	.002	.031	.001	.074	.381
	N	60	60	60	60	60
Item21	Pearson Correlation	.123	-.158	.101	.024	-.046
	Sig. (2-tailed)	.347	.227	.445	.854	.729
	N	60	60	60	60	60
Item22	Pearson Correlation	.102	.489**	-.358**	-.458**	-.162
	Sig. (2-tailed)	.440	.000	.005	.000	.216
	N	60	60	60	60	60
Item23	Pearson Correlation	.104	.098	.237	.108	-.115
	Sig. (2-tailed)	.427	.457	.069	.412	.380
	N	60	60	60	60	60
Item24	Pearson Correlation	-.361**	-.498**	-.475**	-.469**	-.002
	Sig. (2-tailed)	.005	.000	.000	.000	.991
	N	60	60	60	60	60
Item25	Pearson Correlation	.212	.427**	-.346**	-.362**	-.041
	Sig. (2-tailed)	.104	.001	.007	.005	.755
	N	60	60	60	60	60
Item26	Pearson Correlation	.415**	.292*	-.464**	-.436**	.196
	Sig. (2-tailed)	.001	.024	.000	.000	.134
	N	60	60	60	60	60
Item27	Pearson Correlation	.552**	.079	-.394**	.190	-.136
	Sig. (2-tailed)	.000	.550	.002	.145	.301
	N	60	60	60	60	60
Item28	Pearson Correlation	.473**	-.431**	.572**	-.569**	-.035
	Sig. (2-tailed)	.000	.001	.000	.000	.791
	N	60	60	60	60	60
Item29	Pearson Correlation	.429**	.247	-.255*	-.283*	.021
	Sig. (2-tailed)	.001	.057	.049	.029	.874
	N	60	60	60	60	60
Item30	Pearson Correlation	.453**	.422**	.727**	-.493**	-.067
	Sig. (2-tailed)	.000	.001	.000	.000	.809
	N	60	60	60	60	60
Item31	Pearson Correlation	.020	.071	.162	.129	.054
	Sig. (2-tailed)	.879	.592	.217	.327	.680
	N	60	60	60	60	60



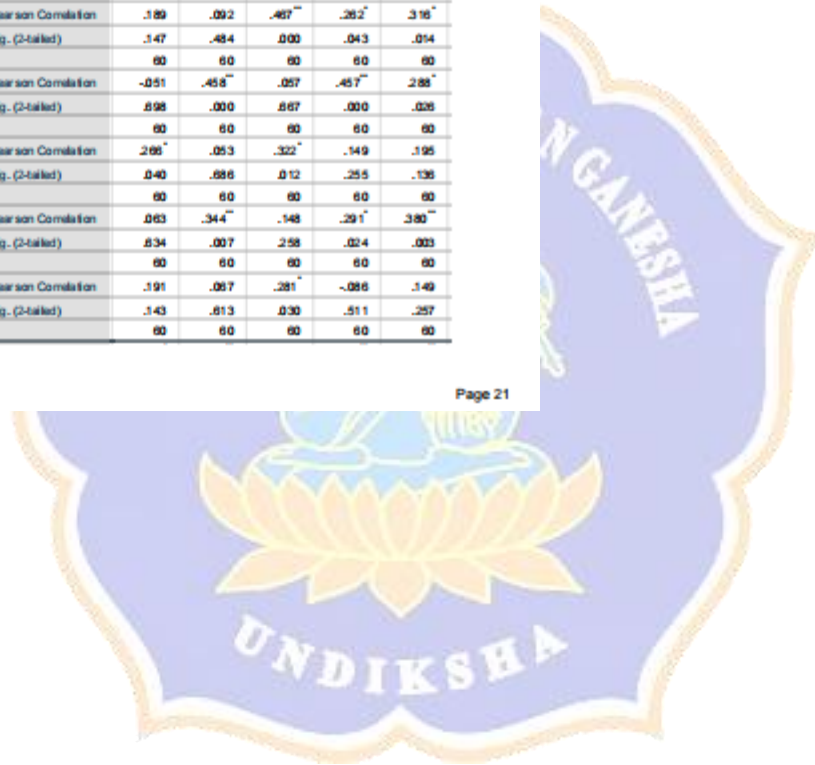
Correlations

		Item16	Item 17	Item18	Item19	Item20
Item20	Pearson Correlation	.812 ^{**}	.249	.415 ^{**}	.556 ^{**}	1
	Sig. (2-tailed)	.000	.055	.001	.000	
	N	60	60	60	60	60
Item21	Pearson Correlation	.014	.045	-.035	.036	.289 [*]
	Sig. (2-tailed)	.917	.736	.790	.783	.025
	N	60	60	60	60	60
Item22	Pearson Correlation	.490 ^{**}	.318 ^{**}	.334 ^{**}	.366 ^{**}	.403 ^{**}
	Sig. (2-tailed)	.000	.013	.009	.004	.001
	N	60	60	60	60	60
Item23	Pearson Correlation	.137	.207	.203	.239	.253
	Sig. (2-tailed)	.296	.112	.120	.065	.051
	N	60	60	60	60	60
Item24	Pearson Correlation	.144	.223	.385 ^{**}	.506 ^{**}	.242
	Sig. (2-tailed)	.272	.067	.002	.000	.063
	N	60	60	60	60	60
Item25	Pearson Correlation	.086	.150	.323 [*]	.349	.232
	Sig. (2-tailed)	.513	.252	.012	.055	.074
	N	60	60	60	60	60
Item26	Pearson Correlation	.391 ^{**}	.303 [*]	.641 ^{**}	.565 ^{**}	.373 ^{**}
	Sig. (2-tailed)	.002	.018	.000	.000	.003
	N	60	60	60	60	60
Item27	Pearson Correlation	.243	.203	.248	.293 [*]	.360 ^{**}
	Sig. (2-tailed)	.061	.121	.056	.023	.005
	N	60	60	60	60	60
Item28	Pearson Correlation	.373 ^{**}	.448 ^{**}	.632 ^{**}	.467 ^{**}	.382 ^{**}
	Sig. (2-tailed)	.003	.000	.000	.000	.003
	N	60	60	60	60	60
Item29	Pearson Correlation	.198	.203	.335 ^{**}	.185	.272 [*]
	Sig. (2-tailed)	.129	.120	.009	.158	.035
	N	60	60	60	60	60
Item30	Pearson Correlation	.326 [*]	.427 ^{**}	.696 ^{**}	.452 ^{**}	.465 ^{**}
	Sig. (2-tailed)	.011	.001	.000	.000	.000
	N	60	60	60	60	60
Item31	Pearson Correlation	.013	.338 ^{**}	.140	.106	.065
	Sig. (2-tailed)	.921	.008	.288	.422	.621
	N	60	60	60	60	60



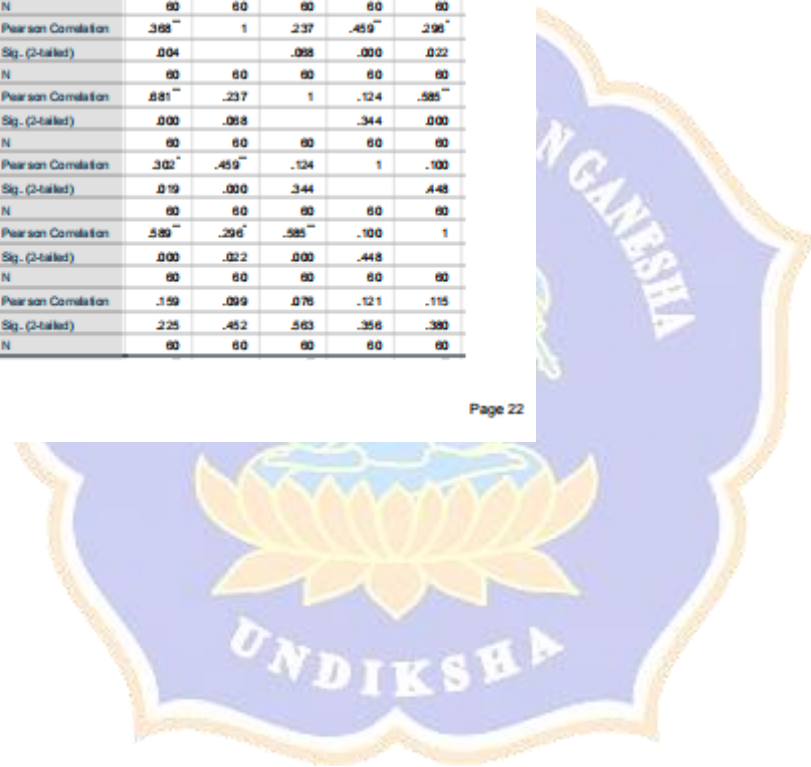
Correlations

		Item21	Item22	Item23	Item24	Item25
Item20	Pearson Correlation	.289*	.403**	.253	.242	.232
	Sig. (2-tailed)	.025	.001	.051	.063	.074
	N	60	60	60	60	60
Item21	Pearson Correlation	1	.175	.161	.250	.138
	Sig. (2-tailed)		.180	.219	.054	.292
	N	60	60	60	60	60
Item22	Pearson Correlation	.175	1	.121	.262*	.278*
	Sig. (2-tailed)	.180		.358	.043	.031
	N	60	60	60	60	60
Item23	Pearson Correlation	.161	.121	1	.051	.430**
	Sig. (2-tailed)	.219	.358		.700	.001
	N	60	60	60	60	60
Item24	Pearson Correlation	.250	.262*	.051	1	.329*
	Sig. (2-tailed)	.054	.043	.700		.010
	N	60	60	60	60	60
Item25	Pearson Correlation	.138	.278*	.430**	.329*	1
	Sig. (2-tailed)	.292	.031	.001	.010	
	N	60	60	60	60	60
Item26	Pearson Correlation	.041	.291*	.241	.398**	.327*
	Sig. (2-tailed)	.757	.024	.064	.002	.011
	N	60	60	60	60	60
Item27	Pearson Correlation	.189	.092	.467**	.262*	.316*
	Sig. (2-tailed)	.147	.484	.000	.043	.014
	N	60	60	60	60	60
Item28	Pearson Correlation	-.051	.458**	.057	.457**	.288*
	Sig. (2-tailed)	.898	.000	.867	.000	.026
	N	60	60	60	60	60
Item29	Pearson Correlation	.266*	.053	.322*	.149	.195
	Sig. (2-tailed)	.040	.686	.012	.255	.136
	N	60	60	60	60	60
Item30	Pearson Correlation	.063	.344**	.148	.291*	.380**
	Sig. (2-tailed)	.634	.007	.258	.024	.003
	N	60	60	60	60	60
Item31	Pearson Correlation	.191	.067	.281*	-.086	.149
	Sig. (2-tailed)	.143	.613	.030	.511	.257
	N	60	60	60	60	60



Correlations

		Item26	Item27	Item28	Item29	Item30
Item20	Pearson Correlation	.373**	.360**	.382**	.272*	.485**
	Sig. (2-tailed)	.003	.005	.003	.035	.000
	N	60	60	60	60	60
Item21	Pearson Correlation	.041	-.189	-.051	-.266*	.063
	Sig. (2-tailed)	.757	.147	.898	.040	.634
	N	60	60	60	60	60
Item22	Pearson Correlation	.291*	.092	-.458**	.053	-.344**
	Sig. (2-tailed)	.024	.484	.000	.886	.007
	N	60	60	60	60	60
Item23	Pearson Correlation	.241	-.467**	.057	-.322*	.148
	Sig. (2-tailed)	.064	.000	.867	.012	.258
	N	60	60	60	60	60
Item24	Pearson Correlation	.398**	-.282*	-.457**	-.149	-.291*
	Sig. (2-tailed)	.002	.043	.000	.255	.034
	N	60	60	60	60	60
Item25	Pearson Correlation	.327*	.316*	-.288*	-.195	-.380**
	Sig. (2-tailed)	.011	.014	.026	.136	.003
	N	60	60	60	60	60
Item26	Pearson Correlation	1	-.365**	.681**	-.302*	.589**
	Sig. (2-tailed)		.004	.000	.019	.000
	N	60	60	60	60	60
Item27	Pearson Correlation	.368**	1	.237	-.459**	.296*
	Sig. (2-tailed)	.004		.098	.000	.022
	N	60	60	60	60	60
Item28	Pearson Correlation	.681**	.237	1	.124	.585**
	Sig. (2-tailed)	.000	.068		.344	.000
	N	60	60	60	60	60
Item29	Pearson Correlation	.302*	-.459**	.124	1	.100
	Sig. (2-tailed)	.019	.000	.344		.448
	N	60	60	60	60	60
Item30	Pearson Correlation	.589**	.296*	.585**	.100	1
	Sig. (2-tailed)	.000	.022	.000	.448	
	N	60	60	60	60	60
Item31	Pearson Correlation	.159	.099	.076	.121	.115
	Sig. (2-tailed)	.225	.452	.563	.356	.390
	N	60	60	60	60	60




Correlations

		Item31	Item32	Item33	Item34	Item35
Item20	Pearson Correlation	.085	.411 ^{**}	-.422 ^{**}	-.323 [*]	.355 ^{**}
	Sig. (2-tailed)	.821	.001	.001	.012	.005
	N	60	60	60	60	60
Item21	Pearson Correlation	.191	-.284 [*]	-.132	-.275 [*]	-.008
	Sig. (2-tailed)	.143	.028	.313	.034	.952
	N	60	60	60	60	60
Item22	Pearson Correlation	.067	.601 ^{**}	-.241	-.268 [*]	.345 ^{**}
	Sig. (2-tailed)	.813	.000	.063	.038	.007
	N	60	60	60	60	60
Item23	Pearson Correlation	.281 [*]	-.253	-.242	.005	.254
	Sig. (2-tailed)	.030	.051	.062	.972	.050
	N	60	60	60	60	60
Item24	Pearson Correlation	-.086	-.385 ^{**}	-.383 ^{**}	-.401 ^{**}	.282 [*]
	Sig. (2-tailed)	.511	.002	.003	.001	.029
	N	60	60	60	60	60
Item25	Pearson Correlation	.149	-.393 ^{**}	-.234	-.148	.455 ^{**}
	Sig. (2-tailed)	.257	.002	.072	.259	.000
	N	60	60	60	60	60
Item26	Pearson Correlation	.159	-.347 ^{**}	-.465 ^{**}	-.578 ^{**}	.499 ^{**}
	Sig. (2-tailed)	.225	.007	.000	.000	.000
	N	60	60	60	60	60
Item27	Pearson Correlation	.099	-.198	-.408 ^{**}	-.312 [*]	.320 [*]
	Sig. (2-tailed)	.452	.129	.001	.015	.013
	N	60	60	60	60	60
Item28	Pearson Correlation	.076	-.366 ^{**}	-.457 ^{**}	-.533 ^{**}	.497 ^{**}
	Sig. (2-tailed)	.563	.004	.000	.000	.000
	N	60	60	60	60	60
Item29	Pearson Correlation	.121	-.163	-.195	-.275 [*]	.258 [*]
	Sig. (2-tailed)	.356	.212	.136	.033	.046
	N	60	60	60	60	60
Item30	Pearson Correlation	.115	-.585 ^{**}	-.450 ^{**}	-.589 ^{**}	.680 ^{**}
	Sig. (2-tailed)	.380	.000	.000	.000	.000
	N	60	60	60	60	60
Item31	Pearson Correlation	1	-.262 [*]	-.036	-.031	.053
	Sig. (2-tailed)		.043	.783	.816	.690
	N	60	60	60	60	60



Correlations

		Total Skor
Item20	Pearson Correlation	.883 ^{**}
	Sig. (2-tailed)	.000
	N	60
Item21	Pearson Correlation	.251
	Sig. (2-tailed)	.053
	N	60
Item22	Pearson Correlation	.594 ^{**}
	Sig. (2-tailed)	.000
	N	60
Item23	Pearson Correlation	-.342 ^{**}
	Sig. (2-tailed)	.007
	N	60
Item24	Pearson Correlation	.544 ^{**}
	Sig. (2-tailed)	.000
	N	60
Item25	Pearson Correlation	.476 ^{**}
	Sig. (2-tailed)	.000
	N	60
Item26	Pearson Correlation	.731 ^{**}
	Sig. (2-tailed)	.000
	N	60
Item27	Pearson Correlation	.460 ^{**}
	Sig. (2-tailed)	.000
	N	60
Item28	Pearson Correlation	.885 ^{**}
	Sig. (2-tailed)	.000
	N	60
Item29	Pearson Correlation	.436 ^{**}
	Sig. (2-tailed)	.001
	N	60
Item30	Pearson Correlation	.711 ^{**}
	Sig. (2-tailed)	.000
	N	60
Item31	Pearson Correlation	.231
	Sig. (2-tailed)	.076
	N	60

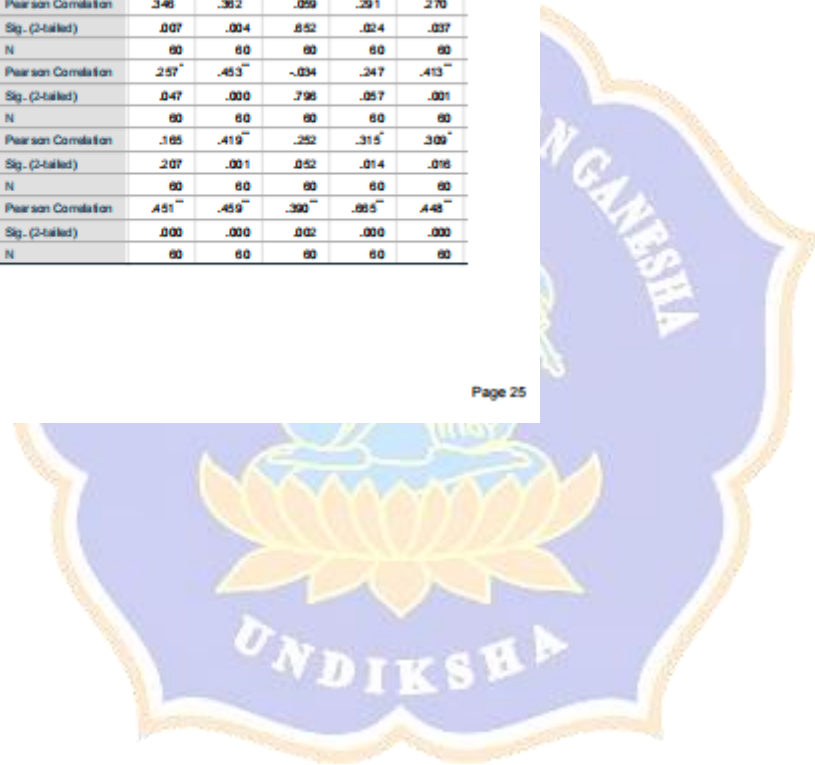


Correlations

		Item1	Item2	Item3	Item4	Item5
Item32	Pearson Correlation	-.017	-.394 ^{**}	-.287 [*]	-.393 ^{**}	-.295 [*]
	Sig. (2-tailed)	.895	.002	.026	.002	.040
	N	60	60	60	60	60
Item33	Pearson Correlation	.242	-.404 ^{**}	-.168	-.264 [*]	.370 ^{**}
	Sig. (2-tailed)	.062	.001	.195	.041	.004
	N	60	60	60	60	60
Item34	Pearson Correlation	.224	-.467 ^{**}	-.395 ^{**}	-.426 ^{**}	.238
	Sig. (2-tailed)	.086	.000	.004	.001	.057
	N	60	60	60	60	60
Item35	Pearson Correlation	.095	-.366 ^{**}	-.315 [*]	.600 ^{**}	.230
	Sig. (2-tailed)	.471	.004	.014	.000	.077
	N	60	60	60	60	60
Total Skor	Pearson Correlation	.386 ^{**}	-.626 ^{**}	-.690 ^{**}	-.635 ^{**}	.481 ^{**}
	Sig. (2-tailed)	.002	.000	.000	.000	.000
	N	60	60	60	60	60

Correlations

		Item6	Item7	Item8	Item9	Item10
Item32	Pearson Correlation	.314 [*]	-.214	-.324 [*]	-.497 ^{**}	.159
	Sig. (2-tailed)	.015	.100	.011	.000	.225
	N	60	60	60	60	60
Item33	Pearson Correlation	.346 ^{**}	-.362 ^{**}	.059	-.291 [*]	.270 [*]
	Sig. (2-tailed)	.007	.004	.852	.024	.037
	N	60	60	60	60	60
Item34	Pearson Correlation	.257 [*]	-.453 ^{**}	-.034	-.247	-.413 ^{**}
	Sig. (2-tailed)	.047	.000	.796	.057	.001
	N	60	60	60	60	60
Item35	Pearson Correlation	.165	-.419 ^{**}	-.252	-.315 [*]	.309 ^{**}
	Sig. (2-tailed)	.207	.001	.052	.014	.016
	N	60	60	60	60	60
Total Skor	Pearson Correlation	.451 ^{**}	-.459 ^{**}	-.390 ^{**}	-.665 ^{**}	.448 ^{**}
	Sig. (2-tailed)	.000	.000	.002	.000	.000
	N	60	60	60	60	60




Correlations

		Item11	Item12	Item13	Item14	Item15
Item32	Pearson Correlation	.198	.473 ^{**}	.582 ^{**}	.527 ^{**}	-.138
	Sig. (2-tailed)	.130	.000	.000	.000	.294
	N	60	60	60	60	60
Item33	Pearson Correlation	.439 ^{**}	.384 ^{**}	.415 ^{**}	.323 ^{**}	-.152
	Sig. (2-tailed)	.000	.002	.001	.012	.248
	N	60	60	60	60	60
Item34	Pearson Correlation	.430 ^{**}	.407 ^{**}	.542 ^{**}	.556 ^{**}	.008
	Sig. (2-tailed)	.001	.001	.000	.000	.988
	N	60	60	60	60	60
Item35	Pearson Correlation	.514 ^{**}	.616 ^{**}	.588 ^{**}	.567 ^{**}	-.158
	Sig. (2-tailed)	.000	.000	.000	.000	.229
	N	60	60	60	60	60
Total Skor	Pearson Correlation	.573 ^{**}	.643 ^{**}	.739 ^{**}	.661 ^{**}	.054
	Sig. (2-tailed)	.000	.000	.000	.000	.682
	N	60	60	60	60	60

Correlations

		Item16	Item17	Item18	Item19	Item20
Item32	Pearson Correlation	.333 ^{**}	.404 ^{**}	.484 ^{**}	.474 ^{**}	.411 ^{**}
	Sig. (2-tailed)	.009	.001	.000	.000	.001
	N	60	60	60	60	60
Item33	Pearson Correlation	.299 ^{**}	.304 ^{**}	.459 ^{**}	.385 ^{**}	.422 ^{**}
	Sig. (2-tailed)	.020	.018	.000	.002	.001
	N	60	60	60	60	60
Item34	Pearson Correlation	.369 ^{**}	.381 ^{**}	.547 ^{**}	.410 ^{**}	.323 ^{**}
	Sig. (2-tailed)	.004	.003	.000	.001	.012
	N	60	60	60	60	60
Item35	Pearson Correlation	.328 ^{**}	.391 ^{**}	.536 ^{**}	.301 ^{**}	.355 ^{**}
	Sig. (2-tailed)	.011	.002	.000	.019	.005
	N	60	60	60	60	60
Total Skor	Pearson Correlation	.557 ^{**}	.482 ^{**}	.727 ^{**}	.664 ^{**}	.683 ^{**}
	Sig. (2-tailed)	.000	.000	.000	.000	.000
	N	60	60	60	60	60

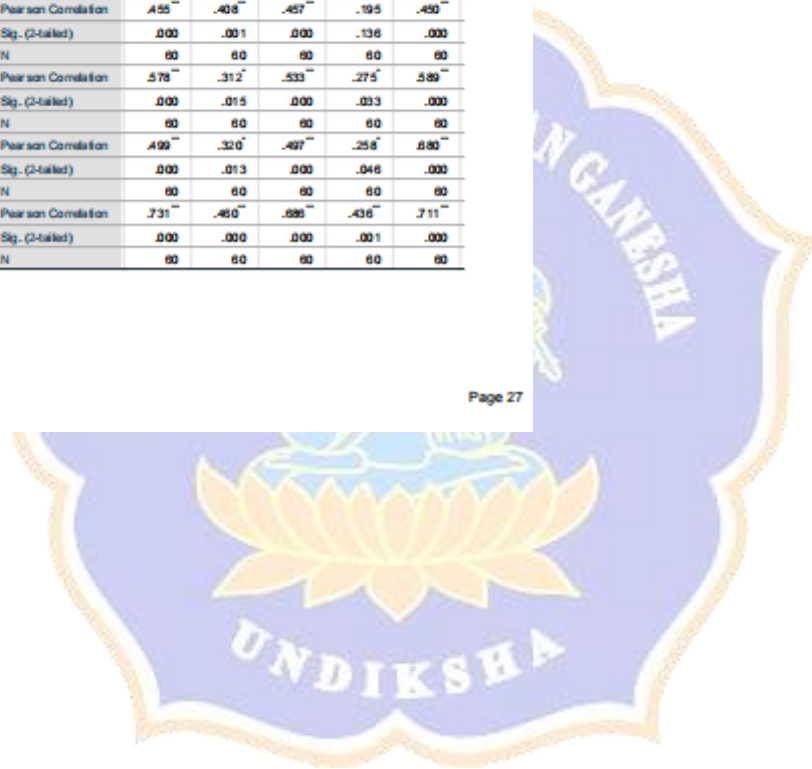


Correlations

		Item21	Item22	Item23	Item24	Item25
Item32	Pearson Correlation	.284**	.001**	.253**	.385**	.393**
	Sig. (2-tailed)	.028	.000	.051	.002	.002
	N	60	60	60	60	60
Item33	Pearson Correlation	.132	-.241**	.242**	.383**	.234**
	Sig. (2-tailed)	.313	.003	.062	.003	.072
	N	60	60	60	60	60
Item34	Pearson Correlation	-.275**	.268**	.005	-.401**	.148
	Sig. (2-tailed)	.034	.038	.972	.001	.259
	N	60	60	60	60	60
Item35	Pearson Correlation	-.008	-.345**	.254**	.282**	.455**
	Sig. (2-tailed)	.952	.007	.050	.029	.000
	N	60	60	60	60	60
Total Skor	Pearson Correlation	.251**	-.594**	-.342**	.544**	.476**
	Sig. (2-tailed)	.053	.000	.007	.000	.000
	N	60	60	60	60	60

Correlations

		Item26	Item27	Item28	Item29	Item30
Item32	Pearson Correlation	.347**	-.198	-.396**	.163	.585**
	Sig. (2-tailed)	.007	.129	.004	.212	.000
	N	60	60	60	60	60
Item33	Pearson Correlation	.455**	-.408**	-.457**	.195	-.450**
	Sig. (2-tailed)	.000	.001	.000	.136	.000
	N	60	60	60	60	60
Item34	Pearson Correlation	.578**	.312**	.533**	.275**	.589**
	Sig. (2-tailed)	.000	.015	.000	.033	.000
	N	60	60	60	60	60
Item35	Pearson Correlation	.499**	.320**	.497**	.258**	.880**
	Sig. (2-tailed)	.000	.013	.000	.046	.000
	N	60	60	60	60	60
Total Skor	Pearson Correlation	.731**	-.460**	-.695**	-.436**	.711**
	Sig. (2-tailed)	.000	.000	.000	.001	.000
	N	60	60	60	60	60



Correlations

		Item31	Item 32	Item33	Item34	Item35
Item32	Pearson Correlation	.262 [*]	1	.321 [*]	.317 [*]	.441 ^{**}
	Sig. (2-tailed)	.043		.012	.014	.000
	N	60	60	60	60	60
Item33	Pearson Correlation	-.036	.321 [*]	1	.458 ^{**}	.392 ^{**}
	Sig. (2-tailed)	.783	.012		.000	.002
	N	60	60	60	60	60
Item34	Pearson Correlation	-.031	.317 [*]	.458 ^{**}	1	.568 ^{**}
	Sig. (2-tailed)	.816	.014	.000		.000
	N	60	60	60	60	60
Item35	Pearson Correlation	.053	.441 ^{**}	.392 ^{**}	.568 ^{**}	1
	Sig. (2-tailed)	.690	.000	.002	.000	
	N	60	60	60	60	60
Total Skor	Pearson Correlation	.231	.679 ^{**}	.584 ^{**}	.617 ^{**}	.674 ^{**}
	Sig. (2-tailed)	.076	.000	.000	.000	.000
	N	60	60	60	60	60


Correlations

		TotalSkor
Item32	Pearson Correlation	.679 ^{**}
	Sig. (2-tailed)	.000
	N	60
Item33	Pearson Correlation	.584 ^{**}
	Sig. (2-tailed)	.000
	N	60
Item34	Pearson Correlation	.617 ^{**}
	Sig. (2-tailed)	.000
	N	60
Item35	Pearson Correlation	.674 ^{**}
	Sig. (2-tailed)	.000
	N	60
Total Skor	Pearson Correlation	1
	Sig. (2-tailed)	
	N	60

** . Correlation is significant at the 0.01 level (2-tailed).

* . Correlation is significant at the 0.05 level (2-tailed).

RELIABILITY



Lampiran 6. Hasil Uji Reliabilitas dengan Program SPSS versi 25

Reliability

Scale: ALL VARIABLES

Case Processing Summary

		N	%
Cases	Valid	60	100.0
	Excluded ^a	0	.0
	Total	60	100.0

a. Listwise deletion based on all variables in the procedure.

Reliability Statistics

Cronbach's Alpha	Cronbach's Alpha Based on Standardized Items	N of Items
.741	.943	33



Item-Total Statistics

	Scale Mean if Item Deleted	Scale Variance if Item Deleted	Corrected Item-Total Correlation	Squared Multiple Correlation	Cronbach's Alpha if Item Deleted
Item1	244.15	821.350	.373	.	.738
Item2	244.22	807.732	.618	.	.734
Item3	245.98	797.644	.629	.	.731
Item4	244.22	812.274	.626	.	.735
Item5	245.75	806.428	.459	.	.734
Item6	245.22	806.376	.425	.	.734
Item7	244.43	816.860	.453	.	.737
Item8	245.52	813.779	.350	.	.736
Item9	245.63	796.609	.633	.	.730
Item10	244.65	815.892	.433	.	.737
Item11	244.27	813.792	.567	.	.736
Item12	244.37	806.372	.637	.	.733
Item13	244.25	806.733	.738	.	.733
Item14	244.65	802.435	.653	.	.732
Item16	245.75	803.309	.537	.	.733
Item17	244.87	813.033	.464	.	.736
Item18	244.25	809.513	.728	.	.734
Item19	244.52	809.339	.651	.	.734
Item20	245.63	797.185	.660	.	.730
Item22	246.00	799.220	.577	.	.731
Item23	244.15	822.909	.321	.	.739
Item24	244.77	806.148	.524	.	.733
Item25	244.27	818.911	.462	.	.738
Item26	244.42	803.162	.719	.	.732
Item27	244.55	815.913	.444	.	.737
Item28	244.87	795.473	.680	.	.730
Item29	244.43	818.962	.413	.	.738
Item30	244.78	790.952	.701	.	.728
Item32	245.25	796.326	.658	.	.730
Item33	244.57	811.402	.579	.	.735
Item34	244.45	811.472	.624	.	.735
Item35	244.55	801.201	.673	.	.732
TotalSkor	119.70	203.095	.994	.	.934

CORRELATIONS

```

/VARIABLES=Item1 Item2 Item3 Item4 Item5 Item6 Item7 Item8 Item9 Item10
tem11 Item12 Item13

```