

**DEVELOPING INSTRUCTIONAL VIDEOS BY USING  
“POWTOON” TO TEACH ENGLISH FOR FIRST-  
SEMESTER 11<sup>th</sup> GRADE STUDENTS IN SMA NEGERI  
1 SUKASADA DURING COVID-19 PANDEMIC**



**JURUSAN PENDIDIKAN BAHASA INGGRIS**

**FAKULTAS BAHASA DAN SENI**

**UNIVERSITAS PENDIDIKAN GANESHA**

**SINGARAJA**

**2021**

**DEVELOPING INSTRUCTIONAL VIDEOS BY USING  
“POWTOON” TO TEACH ENGLISH FOR FIRST-  
SEMESTER 11<sup>th</sup> GRADE STUDENTS IN SMA NEGERI  
1 SUKASADA DURING COVID-19 PANDEMIC**

**SKRIPSI**



**JURUSAN PENDIDIKAN BAHASA INGGRIS**

**FAKULTAS BAHASA DAN SENI**

**UNIVERSITAS PENDIDIKAN GANESHA**

**SINGARAJA**

**2021**

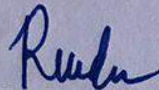
**SKRIPSI**

**DIAJUKAN UNTUK MELENGKAPI TUGAS  
DAN MEMENUHI SYARAT-SYARAT UNTUK  
MENCAPAI GELAR SARJANA PENDIDIKAN**



Skripsi oleh Putu Lilik Herawati ini  
telah dipertahankan di depan dewan penguji  
pada tanggal 13 Agustus 2021

Dewan Penguji,



Dr. Dewa Putu Ramendra, S.Pd., M.Pd.

(Ketua)

NIP. 197609022000031001



Made Hery Santosa, Ph.D.

(Anggota)

NIP. 197910232003121001


Penguji I

Prof. Dr. I Nyoman Adi Jaya Putra, M.A.

(Anggota)

NIP. 196203191987031001

Penguji II



Dr. Dewa Putu Ramendra, S.Pd., M.Pd

(Anggota)

NIP. 197609022000031001

Penguji III

Diterima oleh Panitia Ujian Fakultas Bahasa dan Seni

Universitas Pendidikan Ganesha

guna memenuhi syarat-syarat untuk mencapai gelar sarjana pendidikan

Pada:

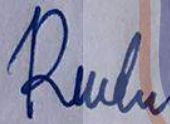
Hari: Jumat

Tanggal: 13 Agustus 2021

Mengetahui,

Ketua Ujian,

Sekretaris Ujian,



Dr. Dewa Putu Ramendra, S.Pd., M.Pd.  
NIP. 197609022000031001




Dr. I G A Lokita Purnamika Utami, S.Pd., M.Pd.  
NIP. 198304022006042001



Prof. Dr. I Made Sutarna, M.Pd.  
NIP. 196004241986031002

## PERNYATAAN

Dengan ini saya menyatakan bahwa karya tulis ini yang berjudul **“DEVELOPING INSTRUCTIONAL VIDEOS BY USING “POWTOON” TO TEACH ENGLISH FOR FIRST-SEMESTER 11th GRADE STUDENTS IN SMA NEGERI 1 SUKASADA DURING COVID-19 PANDEMIC”** beserta seluruh isinya adalah benar karya sendiri dan saya tidak melakukan penjiplakan dan pengutipan dengan cara-cara yang tidak sesuai dengan etika yang berlaku dalam masyarakat keilmuan. Atas pernyataan ini, saya siap menanggung resiko/sanksi yang dijatukan kepada saya atau ada klaim terhadap keaslian karya saya ini.



Singaraja, 19 Juli 2021



Putu Lilik Herawati  
1712021237

**MOTTO**

**MIRACLE IS ANOTHER NAME OF  
HARD WORK**



## **DEDICATIONS**

This thesis is highly dedicated to:

Ida Sang Hyang Widhi Wasa

### **My parents and siblings**


Made Suardana, Luh Budiasih, Made Reni, Ketut Oka, Kadek Sri Kasih, Kadek Jody Sastrawan, Komang Risky Aditya

### **My lecturers**

I Nyoman Adi Jaya Putra, Dewa Putu Ramendra, Luh Diah Surya Adnyani and all  
ELE's lecturers

### **My mate**

I Gede Rika Ananda





## ACKNOWLEDGEMENTS

First of all, the writer would like to express her highest gratitude to the almighty God, Ida Sang Hyang Widhi Wasa, for the blessing, the opportunity, the courage, and ability to accomplish this thesis entitled “Developing Instructional Videos by Using “Powtoon” Application to Teach The English Language for First-Semester 11th Grade Senior High School Students in SMA Negeri 1 Sukasada During Covid-19 Pandemic.”

During the accomplishment of this thesis, the writer is given so many supports, advices, guidance, and suggestions thesis. Therefore, the writer would like to express her deepest gratitude to:

1. My family, who always supports me and gives me endless prayers
2. Prof. Dr. I Nyoman Adi Jaya Putra, M.A, the first supervisor, who had given great guidance, ideas, suggestions, as well as corrections to thesis.
3. Dr. Dewa Putu Ramendra, S.Pd., M.Pd, the second supervisor, who had been so patient in giving suggestions and advices during the supervision period
4. Made Hery Santosa, Ph.D., my examiner who had given the valuable suggestions to this research
5. All the lecturers of the English Language Education Department of Ganesha University, who had supported and given knowledge to the writer during the past four years
6. Made Widiada S.Pd and students in grade XI SMA N 1 Sukasada for always being cooperative and helpful
7. My great thesis team who gave much helps for the writer mentally and physically
8. All the informants who had given many information needed by the researcher
9. Further, I am grateful to my parents my older and younger brother, who gave me support, encouragement, and motivation. Without them, this writing would never come to its end.
10. My special man (I Gede Rika Ananda) who supported me until the end of my research. Finally, the writer realizes that this research still has many

weaknesses. Thus, the critics and suggestions are needed to improve this research.

11.

Singaraja, 19 Juli 2021

The Writer




## TABLE OF CONTENTS

	Page
ABSTRACT .....	i
ACKNOWLEDGMENTS .....	iii
TABLE OF CONTENTS .....	v
LIST OF TABLES .....	viii
LIST OF FIGURES .....	ix
LIST OF CHARTS .....	xii
LIST OF APPENDICES .....	xiv
CHAPTER I INTRODUCTION	
1.1 Research Background .....	1
1.2 Identification of the Problem .....	6
1.3 Limitation of the Problem .....	6
1.4 Research Question .....	7
1.5 Research Objective .....	7
1.6 Significance of Research .....	7
1.7 Scope of Study .....	8
CHAPTER II LITERATURE REVIEW	
2.1 Theoretical Review .....	10
2.1.1 Media .....	10
2.1.2 Audiovisual Media .....	12
2.1.3 Learning Video .....	13
2.1.4 Powtoon Application .....	15
2.2 Empirical Review .....	18

2.3 Conceptual Framework .....	22
<b>CHAPTER III RESEARCH METHOD</b>	
3.1 Research Design .....	24
3.2 Research Setting .....	26
3.3 Research Subject .....	26
3.4 Method of Data Collection ..	27
3.5 Research Instruments .....	32
3.6 Method of Data Analysis .....	53
<b>CHAPTER IV FINDINGS AND DISCUSSION</b>	
4.1 Findings .....	55
4.1.1 The Development of Instructional Videos .....	55
4.1.1.1 Analysis .....	56
4.1.1.1.1 Teacher's Interview .....	56
4.1.1.1.2. Results of Researcher's Observation .....	61
4.1.1.1.3. Results of Syllabus Analysis .....	62
4.1.1.2 Design .....	69
4.1.1.2.1 Drafting .....	70
4.1.1.3 Develop .....	98
4.1.1.3.1 Tutorial of Making Instructional Videos by Using Powtoon ...	98
4.1.1.3.2 Expert Judgment Before Revision .....	106
4.1.1.3.3 Revision of the Instructional Videos .....	115
4.1.1.3.4 Expert Judgement Rubric of the Instructional Videos (After Revision) .....	116
4.1.1.3.5 Final Prototype Video .....	117

4.1.1.4 Implement .....	133
4.1.1.5 Evaluation .....	135
4.1.1.5.1 The Results of Students' Questionnaire .....	135
4.1.1.5.2 The Results of Students' Interview .....	149
4.1.1.5.3 The Results of Teacher's Interview .....	150
4.2 Discussion .....	152
4.3 Research Implication .....	154
<b>CHAPTER V CONCLUSIONS AND SUGGESTIONS</b>	
5.1 Summary .....	156
5.2 Conclusions .....	156
5.3 Suggestions .....	157
<b>REFERENCES</b> .....	159
<b>APPENDICES</b> .....	163



## LIST OF TABLES

	Page
Table 3.1 Technique of Data Collection and Instrument .....	30
Table 3.2 The 11th Grade Syllabus of Expressing Opinion, Formal Invitation, Analytical Exposition .....	33
Table 3.3 Expert Judgment Rubric for IT aspect .....	50
Table 3.4 Expert Judgment Rubric for Content Aspect .....	51
Table 3.5 The Categorization in Scoring the Quality of Learning Video ... ..	54
Table 4.1 The Results of Syllabus Analysis .....	62
Table 4.2 Blueprint of Instructional Video for Expressing Opinion .....	90
Table 4.3 Blueprint of Instructional Video for Formal Invitation .....	92
Table 4.4 Blueprint of Instructional Video for Analytical Exposition .....	94
Table 4.5 The Formula Used for Categorizing the Results of the Expert Judgment (Before Revision) .....	106
Table 4.6 The Results of Calculation of Material Expert Judgement (Before Revision) .....	109
Table 4.6 The Results of Calculation of IT Expert Judgment .....	112
Table 4.7 The Revisions of the Instructional Videos .....	113
Table 4.8 The Results of Calculation of Material Expert Judgment (After Revision) .....	114
Table 4.9 The Final Prototype of the Instructional Videos .....	116


## LIST OF FIGURES

	Page
Figure 2.1 The Appearance of Powtoon Application .....	17
Figure 2.2 The Features of Powtoon .....	17
Figure 2.3 Conceptual Framework .....	23
Figure 3.1 Design and Development Model by Richey & Klein, (2005). ..	24
Figure 4.1 Blueprint of Instructional Videos Being Developed .....	69
Figure 4.2 The Opening of Instructional Video for Expressing Opinion ...	71
Figure 4.3 The second slide of the Instructional Video for Expressing Opinion .....	71
Figure 4.4 The third slide of the Instructional Video for Expressing Opinion .....	72
Figure 4.5 The fourth slide of the Instructional Video for Expressing Opinion .....	72
Figure 4.6 The fifteenth slide of the Instructional Video for Expressing Opinion .....	73
Figure 4.7 The opening of the Instructional Video for Formal Invitation ..	74
Figure 4.8 The second slide of the Instructional Video for Formal Invitation ...	75
Figure 4.9 The content slides of the Instructional Video for Formal Invitation .....	75
Figure 4.10 The ending of the Instructional Video for Formal Invitation ..	76
Figure 4.11 The opening of the Instructional Video for Analytical Exposition .....	77
Figure 4.12 The content slides of the Instructional Video for Analytical	

Exposition .....	78
Figure 4.13 The closing of the Instructional Video for Analytical Exposition .....	79
Figure 4.14 The opening of the Instructional Video for Expressing Opinion .....	80
Figure 4.15 The second of the Instructional Video for Expressing Opinion .....	80
Figure 4.16 The second of the Instructional Video for Expressing Opinion .....	81
Figure 4.17 The closing of the Instructional Video for Expressing Opinion .....	83
Figure 4.18 The opening of the Instructional Video for Formal Invitation .....	83
Figure 4.19 The second slide of the Instructional Video for Formal Invitation .....	84
Figure 4.20 The content slides of the Instructional Video for Formal Invitation .....	85
Figure 4.21 The closing of the Instructional Video for Formal Invitation ..	86
Figure 4.22 The opening of the Instructional Video for Analytical Exposition .....	87
Figure 4.23 The second slide of the Instructional Video for Analytical Exposition .....	87
Figure 4.24 The content slides of the Instructional Video for Analytical Exposition .....	88
Figure 4.25 The closing of the Instructional Video for Analytical Exposition .....	89
Figure 4.26 The Powtoon Homepage.....	97
Figure 4.27 The Powtoon Window .....	97



Figure 4.28 The Option of Video Size .....	98
Figure 4.29 The Powtoon Workspace .....	98
Figure 4.30 The Background Option .....	99
Figure 4.31 The Text Option .....	99
Figure 4.32 The Character Option .....	100
Figure 4.33 The Props Option ... ..	100
Figure 4.34 The Shapes Option . .....	101
Figure 4.35 The Images Option .....	101
Figure 4.36 Add Media (Images) Feature .....	102
Figure 4.37 The Videos Option . .....	102
Figure 4.38 The Sound Option .. .....	103
Figure 4.39 The Special Option .. .....	103
Figure 4.40 Export Option .. .....	104



## LIST OF CHARTS

	Page
Chart 4.1 The Result of First Question for Expressing Opinion .....	134
Chart 4.2 The Result of First Question for Formal Invitation .....	134
Chart 4.3 The Result of First Question for Analytical Exposition .....	134
Chart 4.4 The Result of Second Question for Expressing Opinion .....	135
Chart 4.5 The Result of Second Question for Formal Invitation .....	135
Chart 4.6 The Result of Second Question for Analytical Exposition .....	135
Chart 4.7 The Result of Third Question for Expressing Opinion .....	135
Chart 4.8 The Result of Third Question for Formal Invitation .....	136
Chart 4.9 The Result of Third Question for Analytical Exposition .....	137
Chart 4.10 The Result of Fourth Question for Expressing Opinion .....	137
Chart 4.11 The Result of Fourth Question for Formal Invitation .....	138
Chart 4.12 The Result of Fourth Question for Analytical Exposition .....	138
Chart 4.13 The Result of Fifth Question for Expressing Opinion .....	139
Chart 4.14 The Result of Fifth Question for Formal Invitation .....	139
Chart 4.15 The Result of Fifth Question for Analytical Exposition .....	139
Chart 4.16 The Result of Sixth Question for Expressing Opinion .....	140
Chart 4.17 The Result of Sixth Question for Formal Invitation .....	140
Chart 4.18 The Result of Sixth Question for Analytical Exposition .....	141
Chart 4.19 The Result of Seventh Question for Expressing Opinion .....	142
Chart 4.20 The Result of Seventh Question for Formal Invitation .....	142
Chart 4.21 The Result of Seventh Question for Analytical Exposition .....	142
Chart 2.22 The Result of Eighth Question for Expressing Opinion .....	143

Chart 2.23 The Result of Eighth Question for Formal Invitation .....	143
Chart 2.24 The Result of Eighth Question for Analytical Exposition .....	144
Chart 2.25 The Result of Ninth Question for Expressing Opinion .....	144
Chart 2.26 The Result of Ninth Question for Formal Invitation .....	145
Chart 2.27 The Result of Ninth Question for Analytical Exposition .....	145
Chart 2.28 The Result of Tenth Question for Expressing Opinion .....	146
Chart 2.29 The Result of Tenth Question for Formal Invitation .....	146
Chart 2.30 The Result of Tenth Question for Analytical Exposition .....	146



## LIST OF APPENDICES

	Page
APPENDIX 1 Research Permit . . . . .	161
APPENDIX 2 Students' Questionnaire . . . . .	162
APPENDIX 3 Result of Students' Questionnaire . . . . .	164
APPENDIX 4 Teacher's Interview Guide Before Revision . . . . .	174
APPENDIX 5 Teacher's Interview Guide After Revision . . . . .	175
APPENDIX 6 Syllabus . . . . .	177
APPENDIX 7 Syllabus Analysis Checklist . . . . .	184
APPENDIX 8 IT Expert Judgment Rubric . . . . .	189
APPENDIX 9 The result of Media Expert Judgment Rubric (Before Revision) . . . . .	191
APPENDIX 10 The result of Media Expert Judgment Rubric (After Revision) . . . . .	213
APPENDIX 11 Validation for Expert Judgment Sheet . . . . .	234

